



45

Periodontal
Parodontal
Periodontal
Parodontal
Parodontale



Fig. 1



Fig. 2



Fig. 3



Fig. 1L



Fig. 3R



Fig. 3L



Fig. 4R



Fig. 1



Fig. 2



Fig. 3

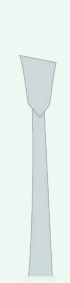


Fig. 33




Fig. 34A

● Ø 5.5 mm

○ Ø 9.5 mm

● Ø 5.5 mm

● Ø 5.5 mm

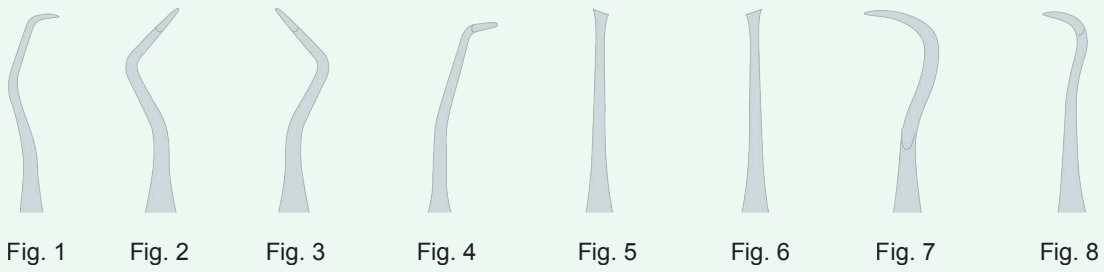
45-101-01	45-104-01	Williger	Fig. 1
45-102-02	45-105-02	Williger	Fig. 2
45-103-03	45-106-03	Black	Fig. 3

Muehleemann

45-107-01	Fig. 1L
45-108-02	Fig. 2R
45-109-03	Fig. 3L
45-110-04	Fig. 4R

Surgimax

45-111-01	Fig. 1
45-112-02	Fig. 2
45-113-03	Fig. 3
45-114-33	Fig. 33
45-115-34	Fig. 34A



● Ø 5.5 mm

○ Ø 9.5 mm

Surgimax

Surgimax

45-116-01

45-120-01 Fig. 1

45-117-02

45-121-02 Fig. 2

45-118-03

45-122-03 Fig. 3

45-119-04

45-123-04 Fig. 4

● Ø 5.5 mm

○ Ø 9.5 mm

Surgimax

Surgimax

45-124-05

45-128-05 Fig. 5

45-125-06

45-129-06 Fig. 6

45-126-07

45-130-07 Fig. 7

45-127-08

45-131-08 Fig. 8

● Ø 5.5 mm

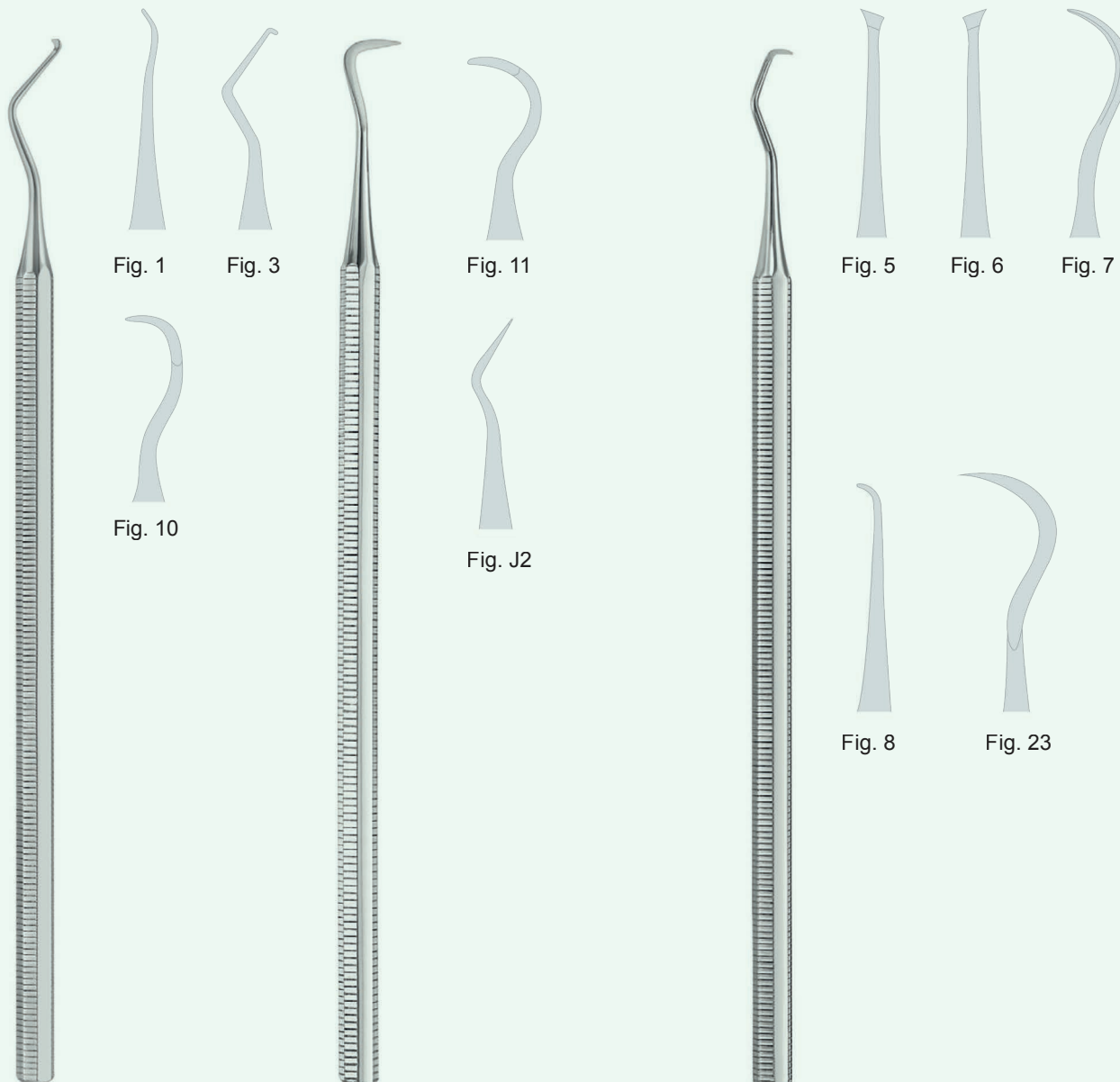
○ Ø 9.5 mm

45-132-00

Set of 8 pieces

45-133-01

Set of 8 pieces



●	Ø 5.5 mm	McCall
45-134-01	Fig. 1	
45-135-03	Fig. 3	
45-136-10	Fig. 10	
○	Ø 9.5 mm	McCall
45-137-01	Fig. 1	
45-138-03	Fig. 3	
45-139-10	Fig. 10	

●	Ø 5.5 mm	45-140-11	Darby - Perry	Fig. 11
		45-141-02	Jacquette	Fig. J2
○	Ø 9.5 mm	45-142-11	Darby - Perry	Fig. 11
		45-143-02	Jacquette	Fig. J2

●	Ø 5.5 mm	45-144-05	Scharmman	Fig. 5
		45-145-06	Scharmman	Fig. 6
		45-146-07	Scharmman	Fig. 7
		45-147-08	Scharmman	Fig. 8
		45-148-23	Sichel	Fig. 23
○	Ø 9.5 mm	45-149-05	Scharmman	Fig. 5
		45-150-06	Scharmman	Fig. 6
		45-151-07	Scharmman	Fig. 7
		45-152-08	Scharmman	Fig. 8
		45-153-23	Sichel	Fig. 23



Fig. 1



Fig. 2



Fig. 3



Fig. H6 / H7



Fig. 13S / 14S



Fig. 13 / 14



Fig. ST2 / 3



Fig. SC12 / 3



Fig. 4



Fig. 31 / 32



Fig. 34 / 35



● Ø 5.5 mm

○ Ø 9.5 mm

● Ø 5.5 mm

○ Ø 9.5 mm

45-154-01	45-160-01	Cumine	Fig. 1
45-155-02	45-161-02	Mitchell	Fig. 2
45-156-03	45-162-03		Fig. 3
45-157-00	45-163-00	Taylor	Fig. ST2/3
45-158-00	45-164-00		Fig. SC12/3
45-159-04	45-165-04	Younger - Good	Fig. 4

45-166-00	45-171-00	Hygienist	Fig. H6/H7
45-167-00	45-172-00	McCall	Fig. 13S/14S
45-168-00	45-173-00	McCall	Fig. 13/14
45-169-00	45-174-00	Jacquette	Fig. 31/32
45-170-00	45-175-00	Jacquette	Fig. 34/35

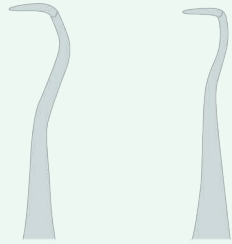


Fig. U15 / 30 Fig. U5 / 33

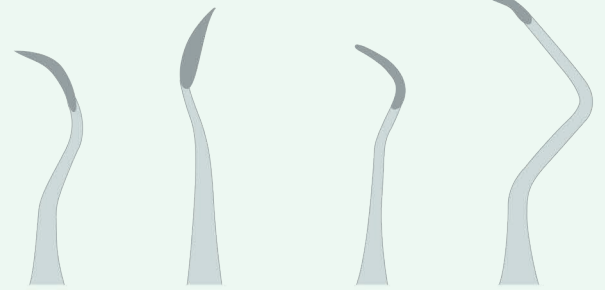
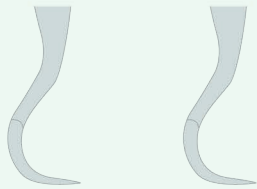


Fig. CK6 Fig. CK6D Fig. 204S Fig. 1

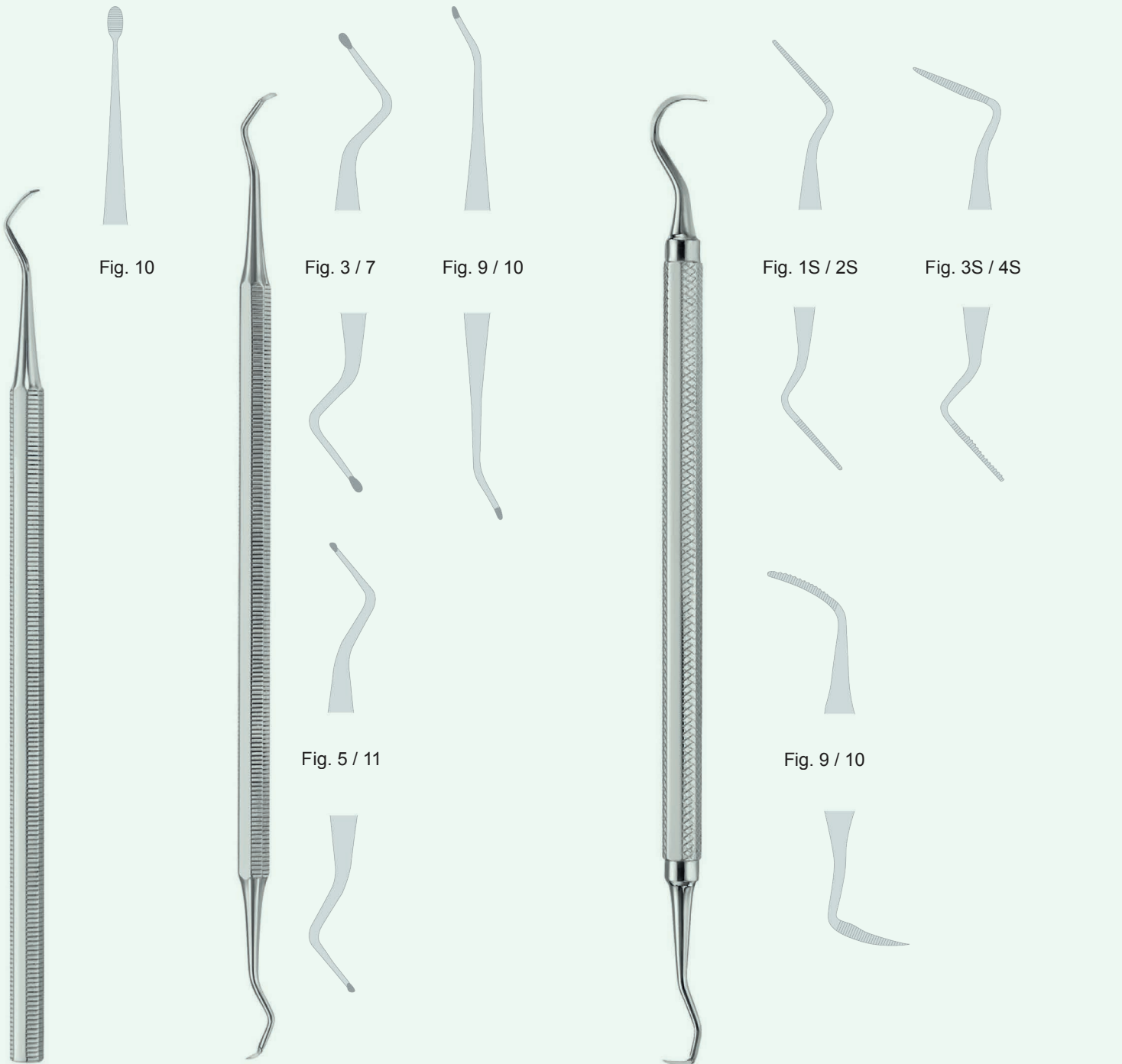


Ø 8.0 mm Ø 9.5 mm

Ø 6.0 mm Ø 9.5 mm

45-176-30	45-178-30	Towner - Jacquette	Fig. U15/30
45-177-33	45-179-33	Towner - JacquetteF	Fig. U5/33

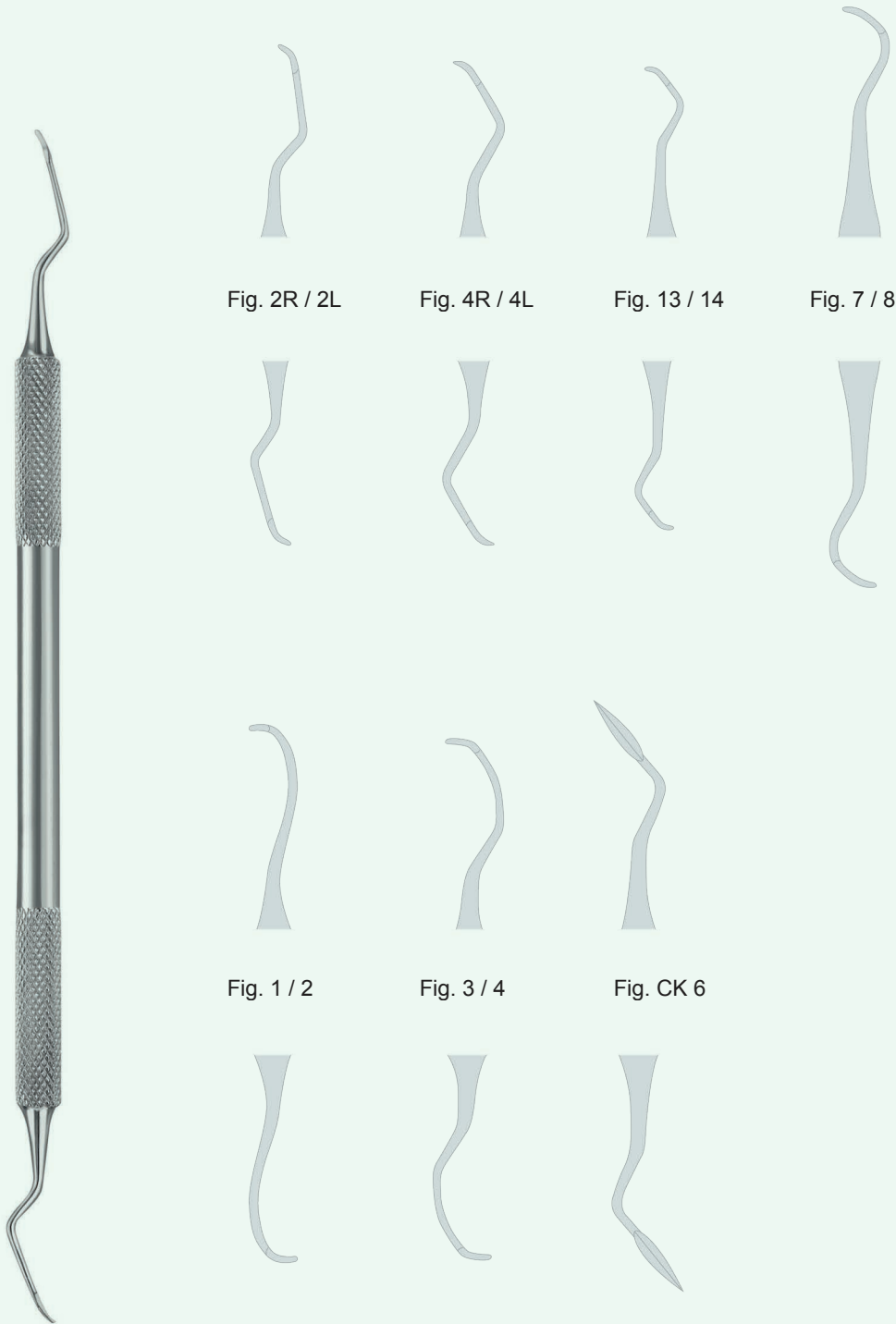
45-180-00	45-184-00	Crane - Kaplan	Fig. CK6
45-181-00	45-185-00	Crane - Kaplan	Fig. CK6D
45-182-00	45-186-00		Fig. 204S
45-183-01	45-187-01	Prichard	Fig. 1



 Ø 5.5 mm
 Bunting
 45-188-10 Fig. 10

 Ø 5.5 mm Hirschfeld 45-189-00 45-190-00 45-191-00	 Ø 9.5 mm Hirschfeld 45-192-00 45-193-00 45-194-00	Fig. 3/7 Fig. 9/10 Fig. 5/11
---	---	------------------------------------

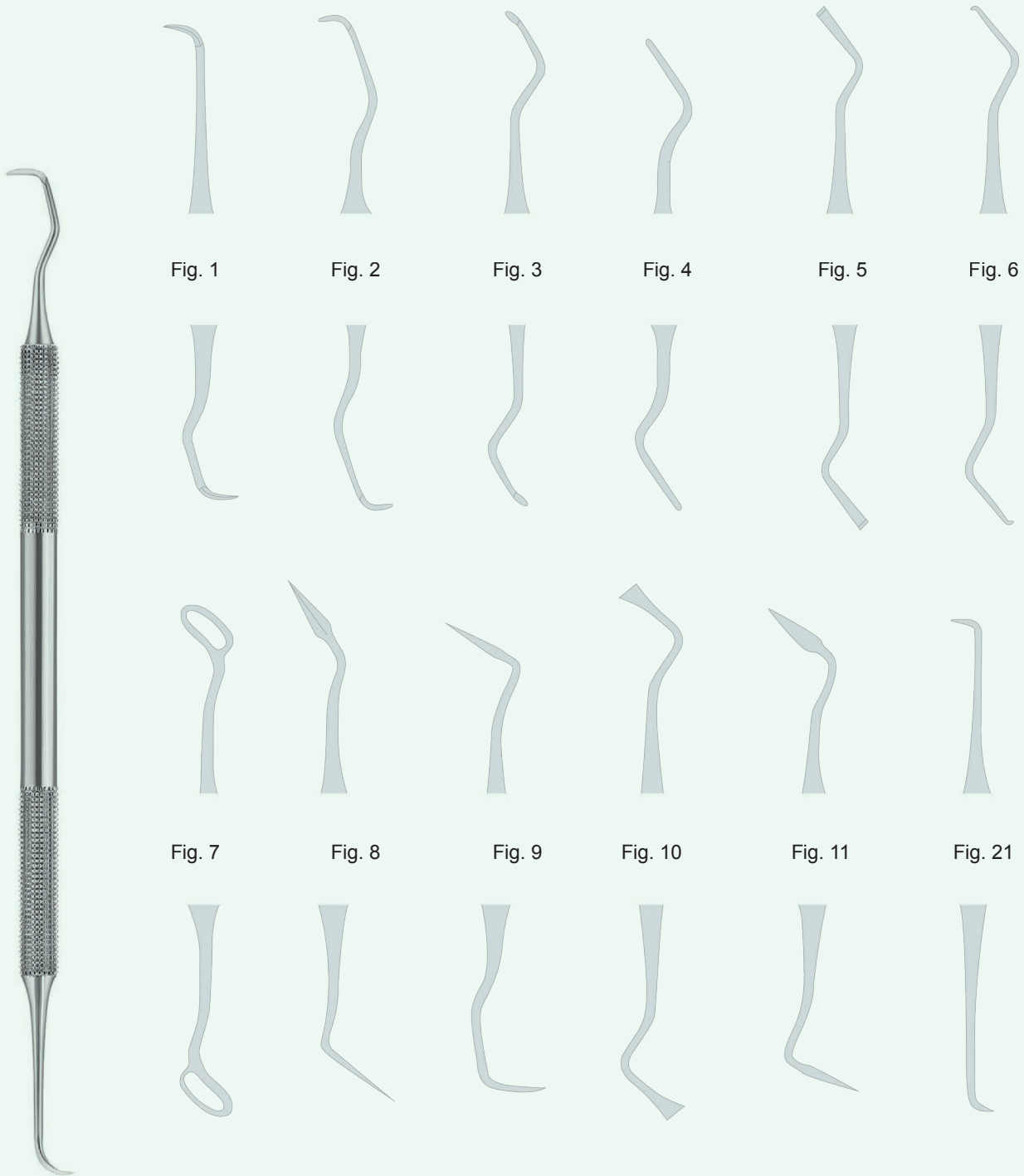
 Ø 8.0 mm 45-195-00 45-196-00 45-197-00	 Ø 9.5 mm 45-198-00 45-199-00 45-200-00	Sugarman Fig. 1S/2S Sugarman Fig. 3S/4S Schluger Fig. 9/10
---	---	--



● Ø 6.0 mm

○ Ø 9.5 mm

45-201-00	45-208-00	Columbia	Fig. 2R/2L
45-202-00	45-209-00	Columbia	Fig. 4R/4L
45-203-00	45-210-00	Columbia	Fig. 13/14
45-204-00	45-211-00	Younger - Good	Fig. 7/8
45-205-00	45-212-00	Langer	Fig. 1/2
45-206-00	45-213-00	Langer	Fig. 3/4
45-207-00	45-214-00	Crane - Kaplan	Fig. CK6



● Ø 6.0 mm

○ Ø 9.5 mm

● Ø 6.0 mm

○ Ø 9.5 mm

Goldman - Fox	
45-215-01	
45-216-02	
45-217-03	
45-218-04	
45-219-05	
45-220-06	

Goldman - Fox	
45-221-01	Fig. 1
45-222-02	Fig. 2
45-223-03	Fig. 3
45-224-04	Fig. 4
45-225-05	Fig. 5
45-226-06	Fig. 6

Goldman - Fox	
45-227-07	
45-228-08	
45-229-09	
45-230-10	
45-231-11	
45-232-21	

Goldman - Fox	
45-233-07	Fig. 7
45-234-08	Fig. 8
45-235-09	Fig. 9
45-236-10	Fig. 10
45-237-11	Fig. 11
45-238-21	Fig. 21



Fig. 1 / 2

Fig. 3 / 4

Fig. 5 / 6

Fig. 7 / 8

Fig. 9 / 10



Fig. 11 / 12

Fig. 12 / 13

Fig. 13 / 14

Fig. 15 / 16



● Ø 6.0 mm

Gracey

45-239-00	Fig. 1/2
45-240-00	Fig. 3/4
45-241-00	Fig. 5/6
45-242-00	Fig. 7/8
45-243-00	Fig. 9/10

● Ø 6.0 mm

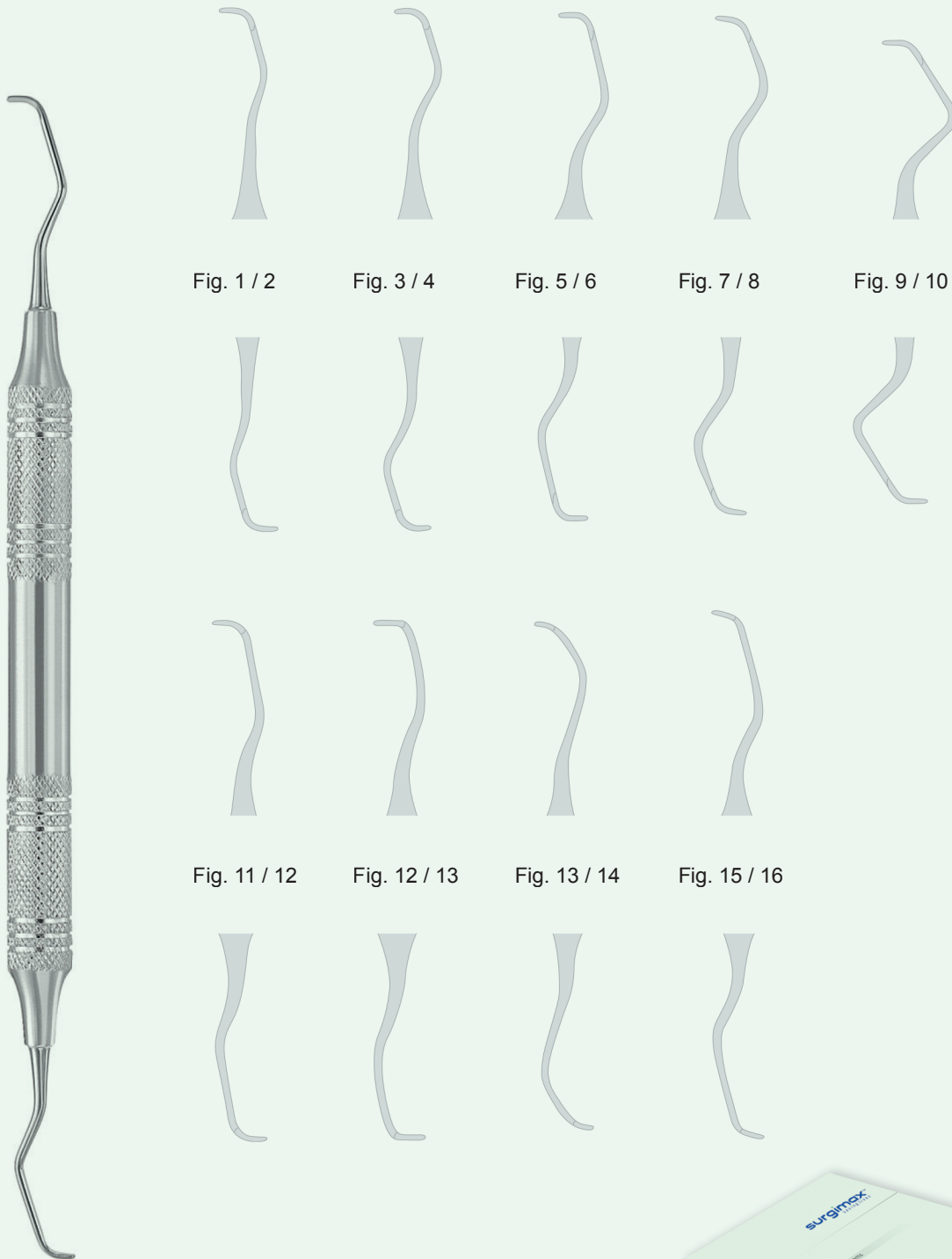
Gracey

45-244-00	Fig. 11/12
45-245-00	Fig. 12/13
45-246-00	Fig. 13/14
45-247-00	Fig. 15/16



45-248-00

Set of 7 pieces
Contents:
Fig. 1/2, Fig. 3/4, Fig. 5/6, Fig. 7/8,
Fig. 9/10, Fig. 11/12, Fig. 13/14



○ Ø 9.5 mm

Gracey

45-249-00	Fig. 1/2
45-250-00	Fig. 3/4
45-251-00	Fig. 5/6
45-252-00	Fig. 7/8
45-253-00	Fig. 9/10

45-254-00	Fig. 11/12
45-255-00	Fig. 12/13
45-256-00	Fig. 13/14
45-257-00	Fig. 15/16



45-258-00

Set of 7 pieces
Contents:
Fig. 1/2, Fig. 3/4, Fig. 5/6, Fig. 7/8,
Fig. 9/10, Fig. 11/12, Fig. 13/14



● Ø 6.0 mm
 Kirkland
 45-259-15 Fig. 15



● Ø 6.0 mm
 Kirkland
 45-260-16 Fig. 16



● Ø 6.0 mm
 Kirkland
 45-261-16 Fig. 16

○ Ø 9.5 mm
 Kirkland
 45-262-16 Fig. 16



● Ø 6.0 mm
 Orban
 45-263-02 Fig. 2
 45-264-22 Fig. 22



Fig. 2



Fig. 22



Fig. 1 / 2



Fig. 110



Fig. 3




Fig. 4



Fig. 5



Fig. 6



● Ø 6.0 mm

Cleoids - Discoids

45-265-00

45-266-00

○ Ø 9.5 mm

Cleoids - Discoids

45-267-00 Fig. 1/2

45-268-00 Fig. 110

● Ø 6.0 mm

Tanner

45-269-03

45-270-04

45-271-05

45-272-06

○ Ø 9.5 mm

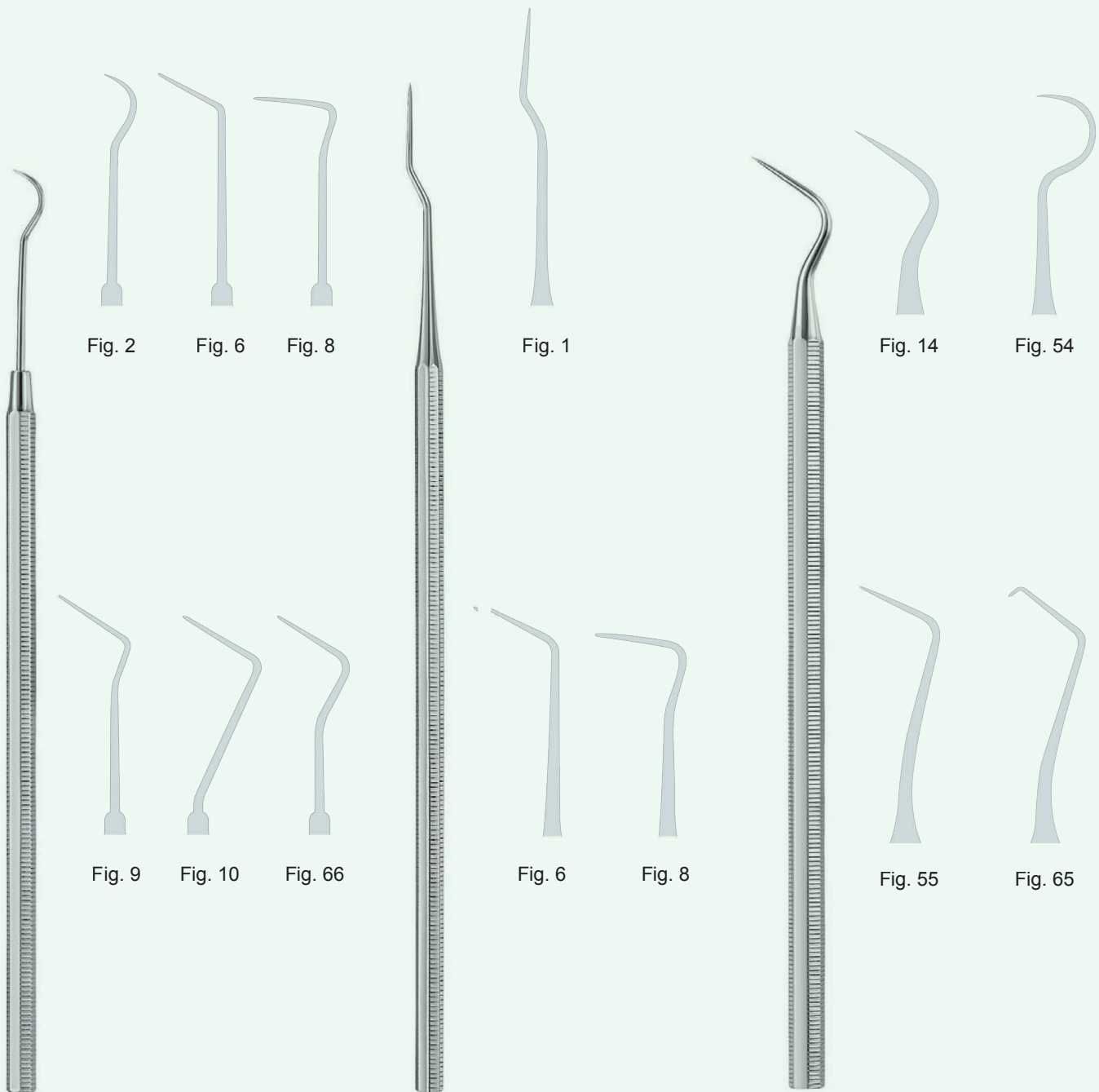
Tanner

45-273-03 Fig. 3

45-274-04 Fig. 4

45-275-05 Fig. 5

45-276-06 Fig. 6



● Ø 4.5 mm	○ Ø 9.5 mm	
Surgimax	Surgimax	
45-277-02	45-283-02	Fig. 2
45-278-06	45-284-06	Fig. 6
45-279-08	45-285-08	Fig. 8
45-280-09	45-286-09	Fig. 9
45-281-10	45-287-10	Fig. 10
45-282-66	45-288-66	Fig. 66

● Ø 4.5 mm	○ Ø 9.5 mm	
Surgimax	Surgimax	
45-289-01	45-292-01	Fig. 1
45-290-06	45-293-06	Fig. 6
45-291-08	45-294-08	Fig. 8

● Ø 5.5 mm	○ Ø 9.5 mm	
Surgimax	Surgimax	
45-295-14	45-299-14	Fig. 14
45-296-54	45-300-54	Fig. 54
45-297-55	45-301-55	Fig. 55
45-298-65	45-302-65	Fig. 65

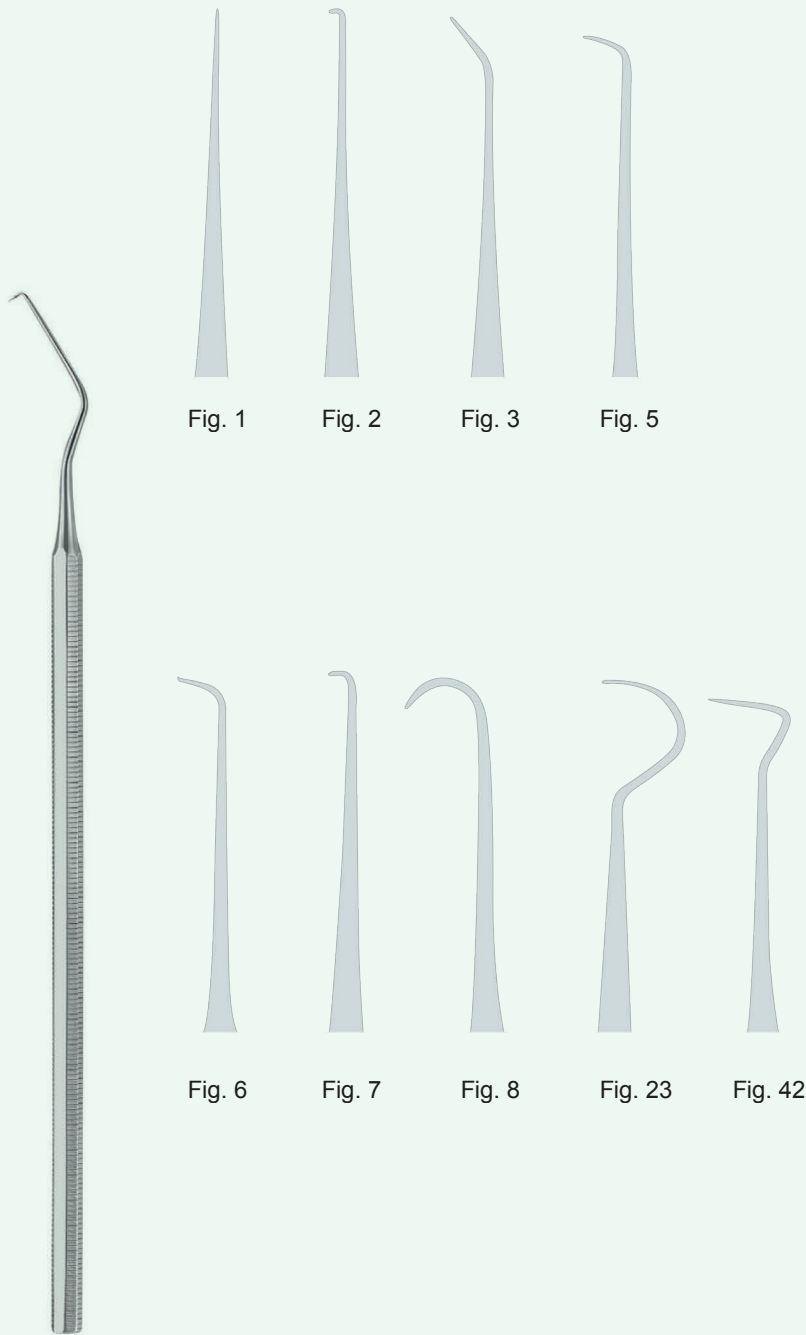


Fig. 1

Fig. 2

Fig. 3

Fig. 5

Fig. 6

Fig. 7

Fig. 8

Fig. 23

Fig. 42

Ø 4.5 mm

White

45-303-01	Fig. 1
45-304-02	Fig. 2
45-305-03	Fig. 3
45-306-05	Fig. 5
45-307-06	Fig. 6
45-308-07	Fig. 7

Ø 4.5 mm

White

45-309-08	Fig. 8
45-310-23	Fig. 23
45-311-42	Fig. 42



Fig. 3

Fig. 23

Fig. 54

Fig. 6A

Ø 6.0 mm

45-312-03	Surgimax	Fig. 3
45-313-23	Shepherd	Fig. 23
45-314-54	Surgimax	Fig. 54
45-315-06	Surgimax	Fig. 6A

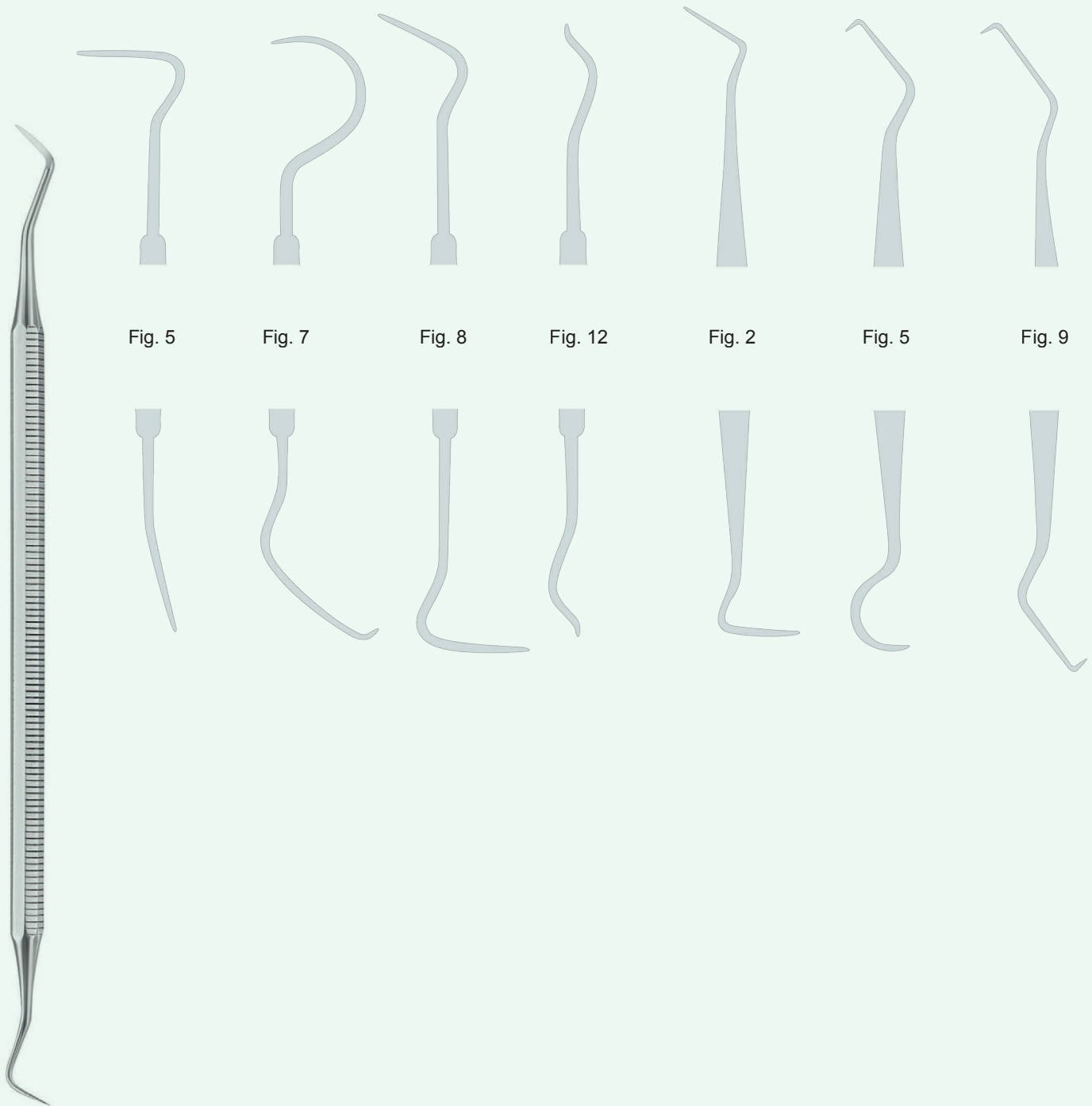


Fig. 5

Fig. 7

Fig. 8

Fig. 12

Fig. 2

Fig. 5

Fig. 9

● Ø 5.5 mm

45-316-05	Surgimax Fig. 5
45-317-07	Surgimax Fig. 7
45-318-08	Surgimax Fig. 8
45-319-12	Weston Fig. 12

45-320-02	Fig. 2
45-321-05	Fig. 5
45-322-09	Fig. 9





Fig. DG16 Fig. 5 Fig. 17 / 23 Fig. 3 Fig. 3CH Fig. 2H



● Ø 5.5 mm

Lange

45-323-01 Fig. 1

● Ø 6.0 mm

45-324-00	Surgimax	Fig. DG16
45-325-05	Surgimax	Fig. 5
45-326-00	Wilkins - Tufts	Fig. 17/23
45-327-03	Surgimax	Fig. 3
45-328-00	Surgimax	Fig. 3CH
45-329-00	Surgimax	Fig. 2H

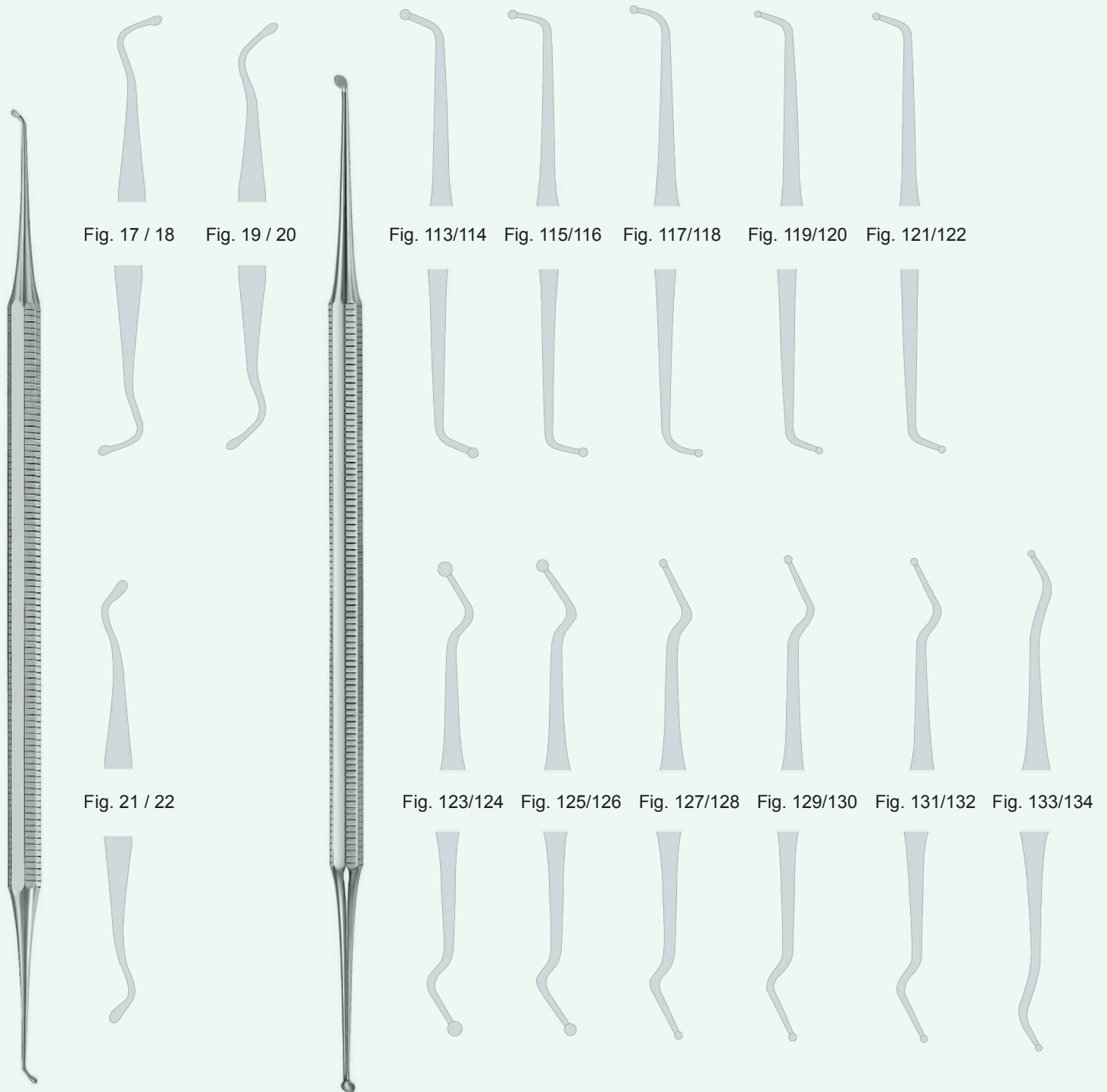


Fig. 17 / 18

Fig. 19 / 20

Fig. 113/114

Fig. 115/116

Fig. 117/118

Fig. 119/120

Fig. 121/122

Fig. 21 / 22

Fig. 123/124

Fig. 125/126

Fig. 127/128

Fig. 129/130

Fig. 131/132

Fig. 133/134

● Ø 4.5 mm

Darby - Perry

45-330-00 Fig. 17/18

45-331-00 Fig. 19/20

45-332-00 Fig. 21/22

● Ø 4.5 mm

Surginax

45-333-00 Fig. 113/114

45-334-00 Fig. 115/116

45-335-00 Fig. 117/118

45-336-00 Fig. 119/120

45-337-00 Fig. 121/122

45-338-00 Fig. 123/124

45-339-00 Fig. 125/126

45-340-00 Fig. 127/128

45-341-00 Fig. 129/130

45-342-00 Fig. 131/132

45-342-01 Fig. 133/134

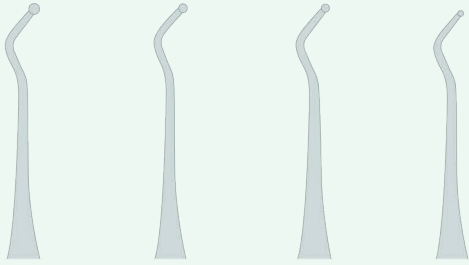
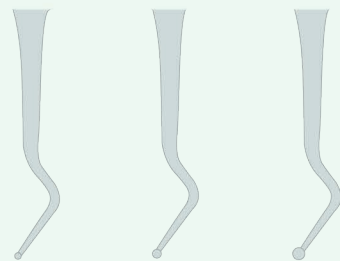
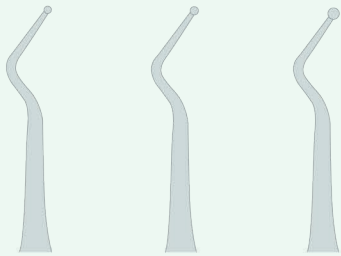


Fig. 141/142 Fig. 159/160 Fig. 161/162 Fig. 165/166



Fig. 171/172 Fig. 173/174 Fig. 175/176



● Ø 5.5 mm

Surgimax

45-343-00	Fig. 141/142
45-344-00	Fig. 159/160
45-345-00	Fig. 161/162
45-346-00	Fig. 165/166
45-347-00	Fig. 171/172
45-348-00	Fig. 173/174
45-349-00	Fig. 175/176

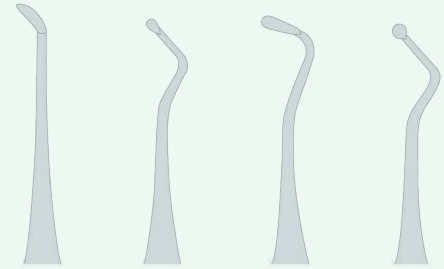


Fig. 5 Fig. 13 Fig. 14 Fig. 15

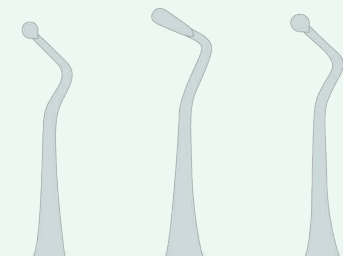


Fig. 17 Fig. 18 Fig. 19

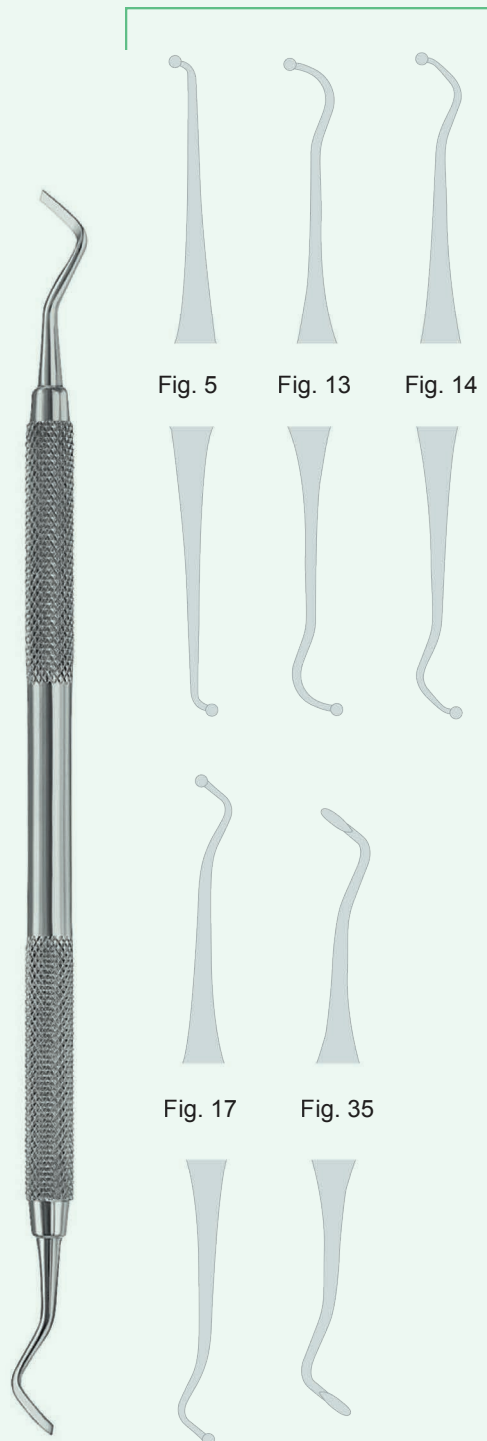


● Ø 4.5 mm

White

45-350-05	Fig. 5
45-351-13	Fig. 13
45-352-14	Fig. 14
45-353-16	Fig. 15
45-354-17	Fig. 17
45-355-18	Fig. 18
45-356-19	Fig. 19

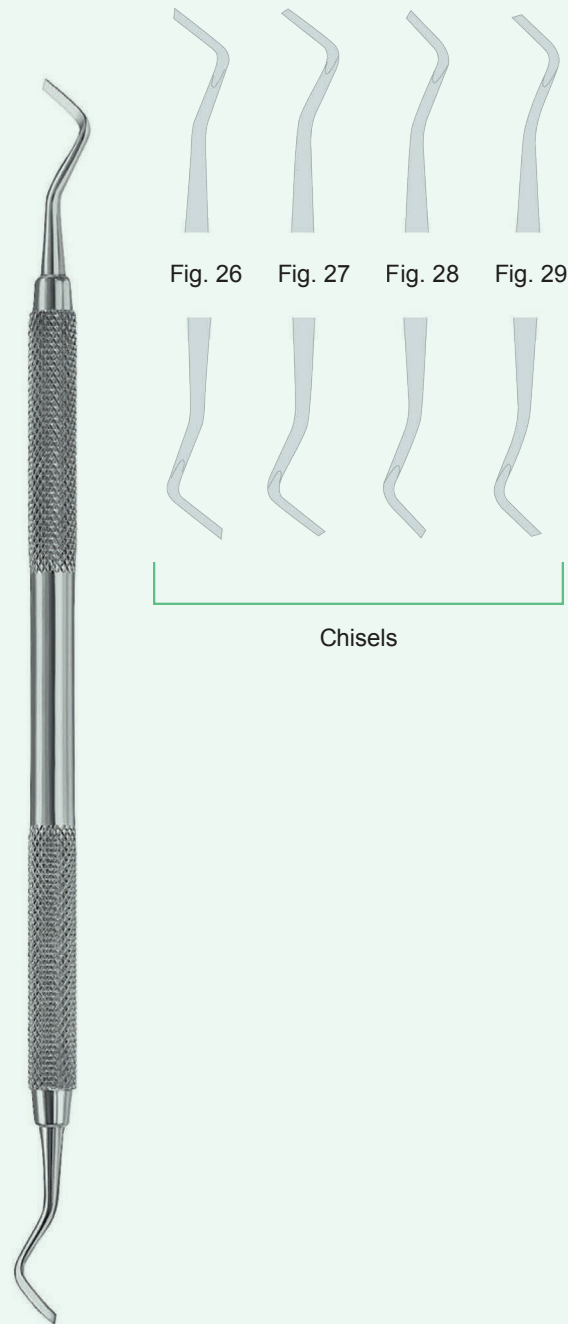
Excavators



● Ø 6.0 mm

Surgimax


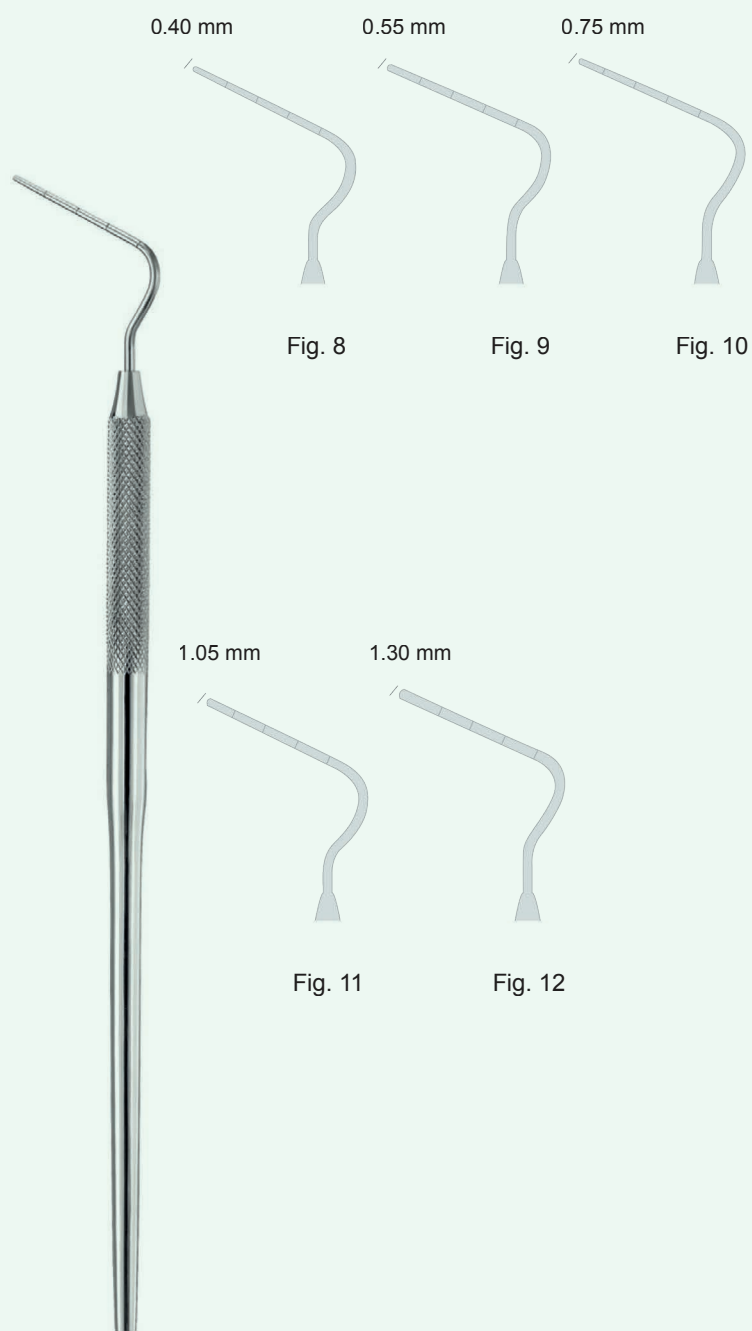
45-357-05	Fig. 5
45-358-13	Fig. 13
45-359-14	Fig. 14
45-360-17	Fig. 17
45-361-35	Fig. 35



● Ø 6.0 mm

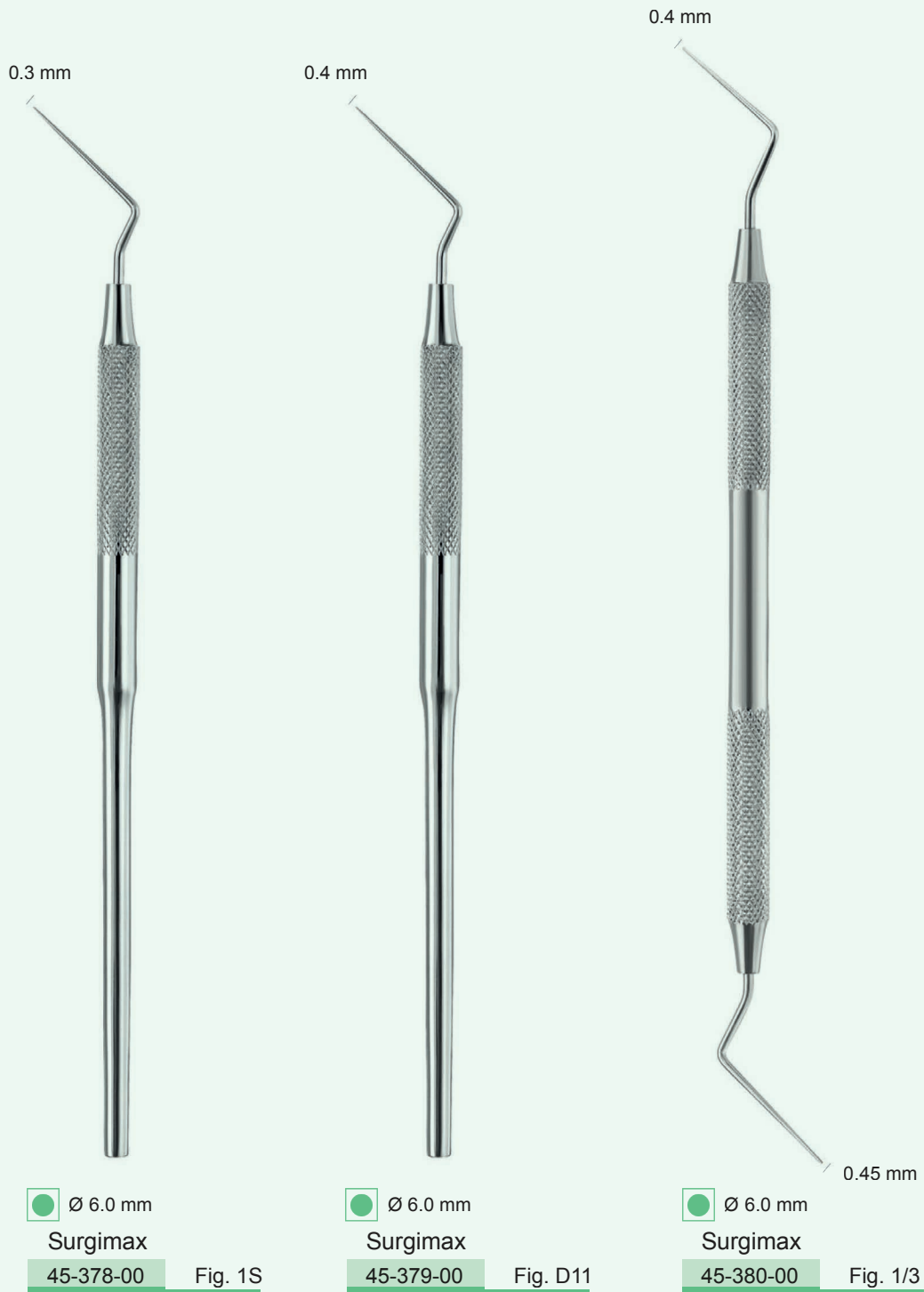
Black

45-362-26	Fig. 26
45-363-27	Fig. 27
45-364-28	Fig. 28
45-365-29	Fig. 29



Ø 6.0 mm	Ø 9.5 mm	
Surgimax	Surgimax	
45-366-08	45-371-08	Fig. 8
45-367-09	45-372-09	Fig. 9
45-368-10	45-373-10	Fig. 10
45-369-11	45-374-11	Fig. 11
45-370-12	45-375-12	Fig. 12

Ø 6.0 mm	Ø 5.5 mm	
Luks	Thuerriegel	
45-376-00	45-377-00	Fig. L1






Cohen
45-381-10 10 cm / 4"

Ilic
45-382-14 14 cm / 5½"



Surgimax
45-383-13 13 cm / 5" 



Surgimax
45-384-13 13 cm / 5" 