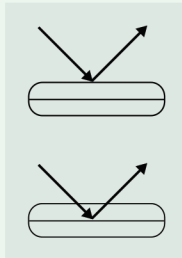




41

Diagnostics
Diagnose
Diagnóstico
Diagnostic
Diagnostica



Front Surface: Rhodium coated, sharp and distortion free mirror image through reflective metal layer directly on glass surface.

Back Surface: The reflective layer lies on the backside of the mirror glass



Fig. 3
41-101-20 Ø 20 mm
Standard Mouth mirror,
Back Surface, flat, 12 pieces



Fig. 4
41-102-22 Ø 22 mm
Fig. 5
41-102-24 Ø 24 mm
Standard Mouth mirror,
Back Surface, flat, 12 pieces



Fig. 4
41-103-22 Ø 22 mm
Fig. 5
41-103-24 Ø 24 mm
Mouth mirror, magnifying,
Back Surface, 12 pieces




Fig. 4
41-104-22 Ø 22 mm
Fig. 5
41-104-24 Ø 24 mm
RHODIUM Mouth mirror,
Front Surface, flat, 12 pieces



Fig. 4
41-105-22 Ø 22 mm
Fig. 5
41-105-24 Ø 24 mm
RHODIUM Mega Mouth mirror,
Front Surface, flat, 12 pieces

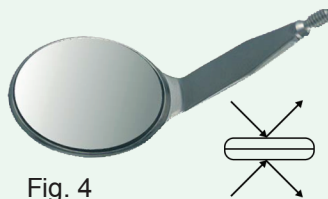


Fig. 4
41-106-22 Ø 22 mm
Fig. 5
41-106-24 Ø 24 mm
RHODIUM Mega Mouth mirror,
Front Surface, flat, double-sided,
6 pieces

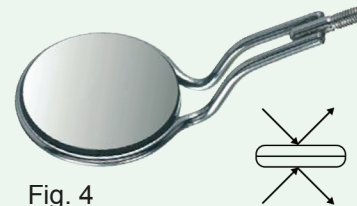


Fig. 4
41-107-22 Ø 22 mm
Fig. 5
41-107-24 Ø 24 mm
RHODIUM Mouth mirror with lip retractor,
Front Surface, flat, double-sided,
12 pieces

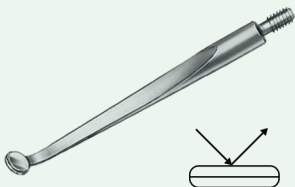


Fig. 1
41-108-22 Ø 3 mm
RHODIUM MICRO Mouth mirror,
Front Surface, flat, 1 piece

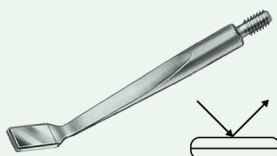


Fig. 3
41-110-24 3 x 6 mm
RHODIUM MICRO Mouth mirror,
Front Surface, flat, 1 piece

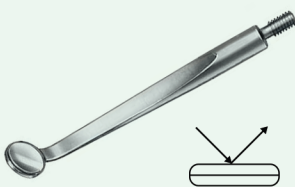



Fig. 2
41-109-24 Ø 5 mm
RHODIUM MICRO Mouth mirror,
Front Surface, flat, 1 piece




Pack of 12 pieces
(Packing specimen)




41-111-12 
12.5 cm - 5"




41-112-12 
12 cm - 4¾"




41-113-12 
12 cm - 4¾"




41-114-12 
12 cm - 4¾"
Ø 5 mm




41-115-13 
13.5 cm - 5½"




41-116-12 
12.5 cm - 5"




41-117-12 
12.5 cm - 5"




41-118-12 
 12 cm - 4¾"
 Ø 7 mm




41-119-12 
 12 cm - 4¾"
 Ø 5 mm












41-120-12 
 12 cm - 4¾"
 Ø 5 mm

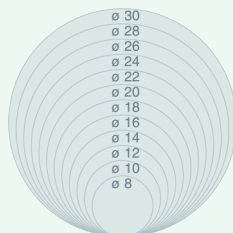
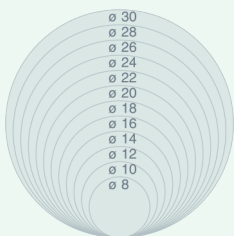


41-121-12 
 12 cm - 4¾"
 Ø 5 mm

codicolor



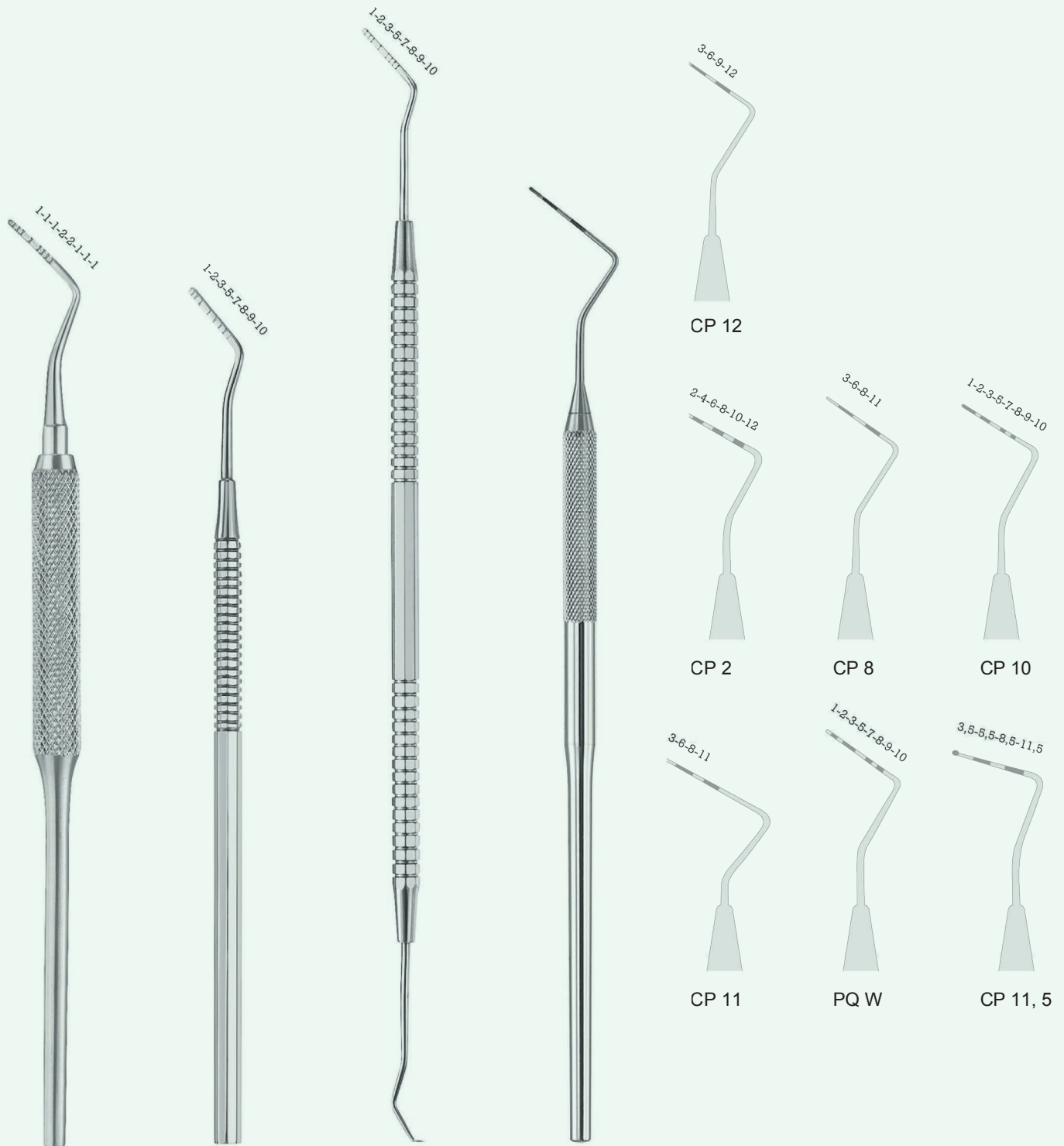
	41-122-13	13.5 cm / 5¼"
	41-123-13	13.5 cm / 5¼"
	41-124-13	13.5 cm / 5¼"
	41-125-13	13.5 cm / 5¼"
	41-126-13	13.5 cm / 5¼"
	41-127-13	13.5 cm / 5¼"
	41-128-13	13.5 cm / 5¼"
	41-129-13	13.5 cm / 5¼"
	41-130-13	13.5 cm / 5¼"



41-131-08	8 mm	No. 00
41-131-10	10 mm	No. 0
41-131-12	12 mm	No. 1
41-131-14	14 mm	No. 2
41-131-16	16 mm	No. 3
41-131-18	18 mm	No. 4
41-131-20	20 mm	No. 5
41-131-22	22 mm	No. 6
41-131-24	24 mm	No. 7
41-131-26	26 mm	No. 8
41-131-28	28 mm	No. 9
41-131-30	30 mm	No. 10

41-132-08	8 mm	No. 00
41-132-10	10 mm	No. 0
41-132-12	12 mm	No. 1
41-132-14	14 mm	No. 2
41-132-16	16 mm	No. 3
41-132-18	18 mm	No. 4
41-132-20	20 mm	No. 5
41-132-22	22 mm	No. 6
41-132-24	24 mm	No. 7
41-132-26	26 mm	No. 8
41-132-28	28 mm	No. 9
41-132-30	30 mm	No. 10

41-133-00



CP 12

CP 2

CP 8

CP 10

CP 11

PQ W

CP 11, 5

41-134-00



41-135-00



41-136-00



41-137-12

CP 12



41-138-02

CP 2



41-139-08

CP 8



41-140-10

CP 10



41-141-11

No. 11 CP 11



41-142-00


Williams PQ W



41-143-08

Who CP 11, 5





Goldman-Fox

41-144-23



No. 23GF

William-Fox

41-145-00



Nabers

41-146-02



No. 2N

Nabers

41-147-02



No. Q2N

Hauer

41-148-11



Probe/
Medicine placer
Graduation
3/5/8
2/3/5/6/8

North Carolina

41-149-15



Fig. CP15
Graduation
1-15 in mm

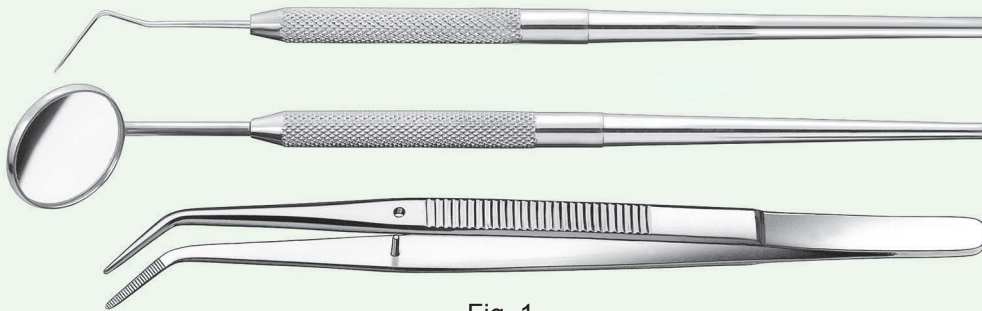


Fig. 1

41-150-00

Examination Set



Pack of 3 pieces
(Packing specimen)




Fig. 2

41-151-00

Examination Set



Pack of 3 pieces
(Packing specimen)




Fig. 3

41-152-00

Examination Set



Pack of 3 pieces
(Packing specimen)