




40

Extraction
Extraktion
Extracción
Extraction
Estrazione




100 Series | standard handle

- GB** Standard handle with cross serrated sections for secure grip - english pattern.
- DE** Standardgriff mit Kreuzverzahnung für sicheren Halt - englisches Muster.
- ES** Mango estándar con secciones dentadas cruzadas para un agarre seguro: patrón inglés.
- FR** Poignée standard avec des sections dentelées pour une prise sûre - modèle anglais.
- IT** Impugnatura standard con sezioni seghettate per una presa sicura - modello inglese.



220 Series | standard ultima handle

- GB** Standard ultima handle with cross serrated sections for secure grip - english pattern.
- DE** Standard Ultima Griff mit Kreuzverzahnung für sicheren Halt - englisches Muster.
- ES** Mango estándar ultima con secciones dentadas cruzadas para un agarre seguro - patrón inglés.
- FR** Poignée ultima standard avec des sections dentelées pour une prise sûre - modèle anglais.
- IT** Ultima impugnatura standard con sezioni a croce dentata per una presa sicura - modello inglese.



300 Series | ergonomic handle

- GB** Ergonomic handle guarantees fix grip and comfortable use - english pattern.
- DE** Ergonomischer Griff garantiert festen Griff und komfortablen Gebrauch - englisches Muster.
- ES** El mango ergonómico garantiza un agarre firme y un uso cómodo: patrón inglés.
- FR** La poignée ergonomique garantit une bonne prise en main et une utilisation confortable.
- IT** Impugnatura ergonomica per una presa fissa e un uso confortevole- modello inglese.



450 Series | standard and standard ultima handle for children pattern

- GB** Standard ultima handle with cross serrated sections for secure grip - english child pattern.
- DE** Standard Ultima Griff mit Kreuzverzahnung für sicheren Halt - englisches Kindermuster.
- ES** Mango estándar ultima con secciones dentadas cruzadas para agarre seguro - patrón infantil inglés.
- FR** Poignée ultima standard avec des sections dentelées pour une prise sûre - modèle enfant anglais.
- IT** Ultima impugnatura standard con sezioni seghettate per una presa sicura - modello bambino inglese.



510 Series | standard handle for American pattern

- GB** Standard handle with cross serrated sections for secure grip - american pattern.
- DE** Standardgriff mit Kreuzverzahnung für sicheren Halt - amerikanisches Muster.
- ES** Mango estándar con secciones dentadas cruzadas para un agarre seguro: patrón americano.
- FR** Poignée standard avec sections dentelées pour une prise en main sûre - modèle américain.
- IT** Impugnatura standard con sezioni seghettate per una presa sicura - modello americano.



acutegrip

350 Series | diamond coated extracting forceps

- GB** A diamond tip is applied on extracting tip for long lasting usage.
- DE** Eine Diamantspitze wird an der Extraktionsspitze für eine lang anhaltende Verwendung angebracht.
- ES** Se aplica una punta de diamante en la punta de extracción para un uso prolongado.
- FR** Une pointe de diamant est appliquée sur l'extrémité d'extraction pour une utilisation durable.
- IT** Una punta di diamante viene applicata sulla punta di estrazione per un uso duraturo.



625 Series | deep gripping extracting forceps

- GB** Deep gripping version gives longer and sharpened conical jaws and less punctual stress on the damaged crown due to dozens of connecting points on crown and root structure.
- DE** Tiefgreifende Version bietet längere und geschärfte konische Kiefer und weniger punktliche Belastung der beschädigten Krone aufgrund von Dutzenden von Verbindungspunkten an Krone und Wurzelstruktur.
- ES** La versión de agarre profundo proporciona mandíbulas cónicas más largas y afiladas y menos estrés puntual en la corona dañada debido a docenas de puntos de conexión en la estructura de la corona y la raíz.
- FR** La version à préhension profonde donne des mâchoires coniques plus longues et affûtées et moins de contraintes ponctuelles sur la couronne endommagée en raison de dizaines de points de connexion sur la structure de la couronne et de la racine.
- IT** La versione a presa profonda dà mascelle coniche più lunghe e affilate e meno stress puntuale sulla corona danneggiata a causa di dozzine di punti di collegamento sulla corona e sulla struttura delle radici.



Fig. 1

40-100-01		
40-220-01		
40-300-01		
40-350-01		



Fig. 2

40-100-02		
40-220-02		



Fig. 4

40-100-04		
40-220-04		
40-300-04		



Fig. 7

40-100-07		
40-220-07		
40-300-07		
40-350-07		



Fig. 13

40-100-13		
40-220-13		
40-300-13		
40-350-13		



Fig. 17

40-100-17		
40-220-17		
40-300-17		
40-350-17		



Fig. 18

40-100-18		
40-220-18		
40-300-18		
40-350-18		




Fig. 18A

40-100-18A		
------------	--	--

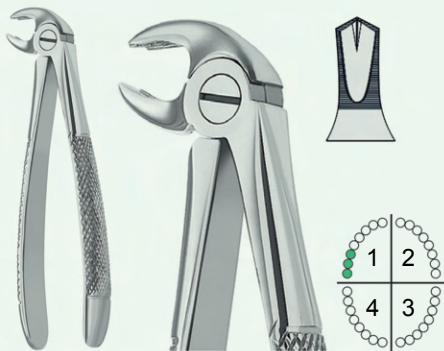


Fig. 22

40-100-22		
40-220-22		
40-300-22		
40-350-22		



Fig. 23

40-100-23		
-----------	--	--



Fig. 24

40-100-24		
-----------	--	--



Fig. 29

40-100-29		
40-220-29		
40-300-29		



Fig. 33A



Fig. 33C



Fig. 33M




Fig. 34

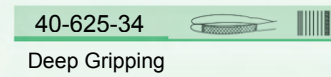


Fig. 35




Fig. 35F

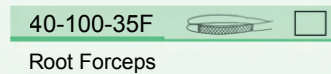




Fig. 36

40-625-36

Deep Gripping



Fig. 41

40-100-41

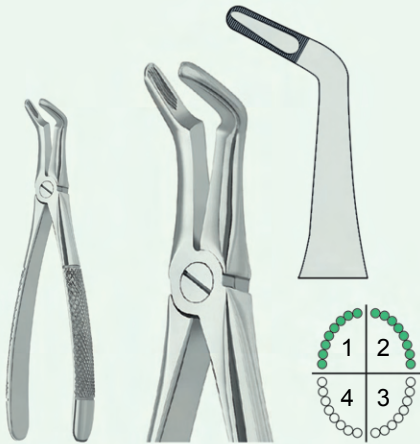


Fig. 45

40-100-45

40-300-45



Fig. 46L

40-625-46L

Deep Gripping



Fig. 7

40-625-07

Deep Gripping



Fig. 74XN

40-625-74XN

Deep Gripping




Fig. 21N

40-625-21N 

Deep Gripping



Fig. 79

40-625-79 

Deep Gripping



Fig. 51

40-100-51 

40-300-51 

40-350-51  



Fig. 51A

40-100-51A 

40-220-51A 

40-300-51A 





Fig. 51C

40-100-51C 

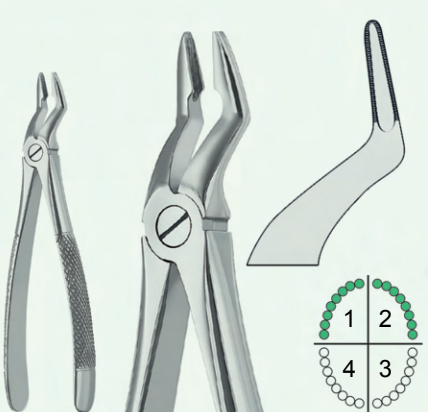




Fig. 53

40-100-53 

40-300-53 



40-350-53  



Fig. 55

40-100-55

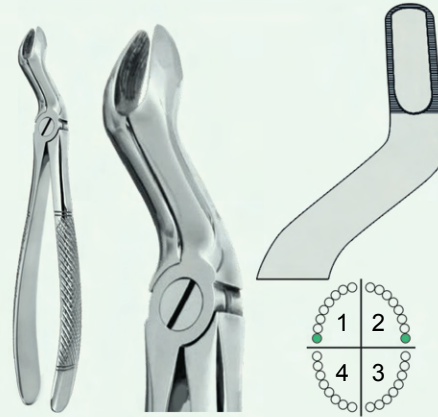


Fig. 67

40-100-67

40-220-67

40-300-67




Fig. 67A

40-100-67A

40-220-67A

40-300-67A

40-350-67A



Fig. 79

40-100-79

40-300-79

40-350-79

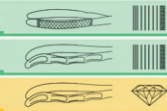


Fig. 89

40-100-89



Fig. 90

40-100-90



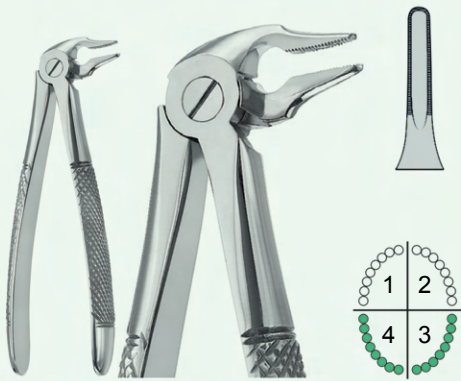


Fig. 333S

40-100-333S

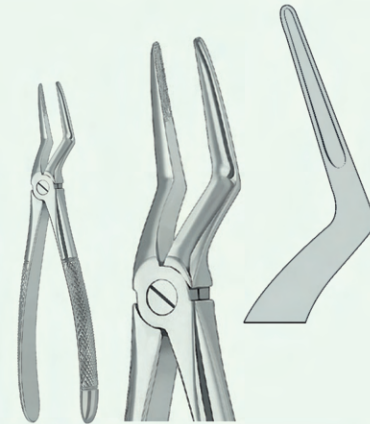


Fig. 235

40-100-235

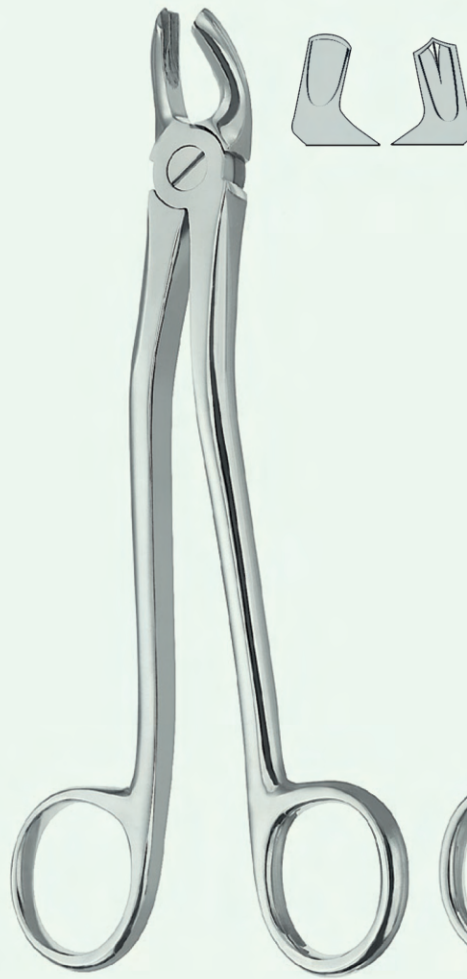


Physik

40-700-17

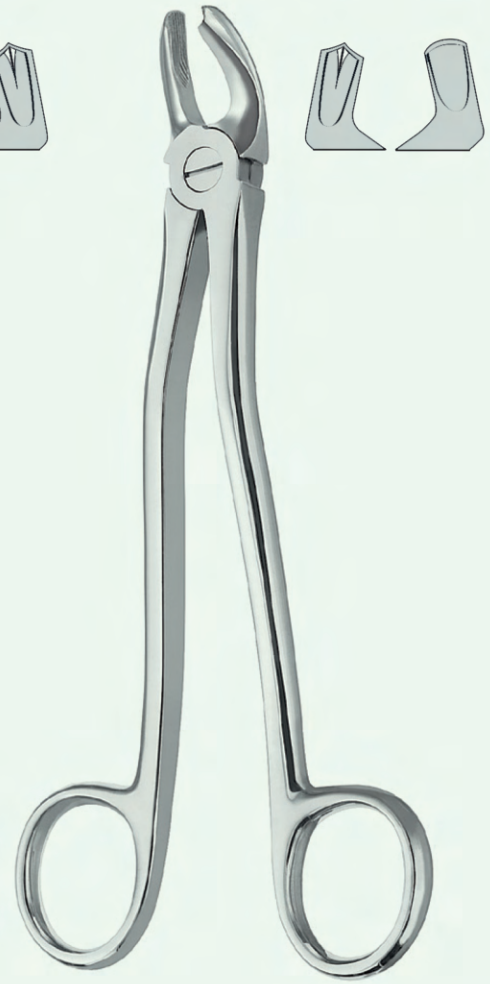


17 cm - 6¾"



Kohlert - White
 Fig. 198

40-701-198



Kohlert - White
 Fig. 199

40-702-199





Fig. 33

40-220-33  

40-300-33  

40-350-33  

14.5 cm - 5¾"



Fig. 73

40-100-73  



40-300-73  



Fig. 73S

40-220-73S  

14.5 cm - 5¾"



Fig. 86S

40-220-86S  

14.5 cm - 5¾"



Fig. 74

40-220-74  

40-300-74  



Fig. 75

40-220-75  



Fig. 76

40-220-76 



Fig. 86A

40-220-86A 
 40-300-86A 



Fig. 87

40-220-87 



Wood - Fig. 99

40-220-99 



Fig. 233

40-220-233 



Fig. 2

40-625-02 

Deep Gripping

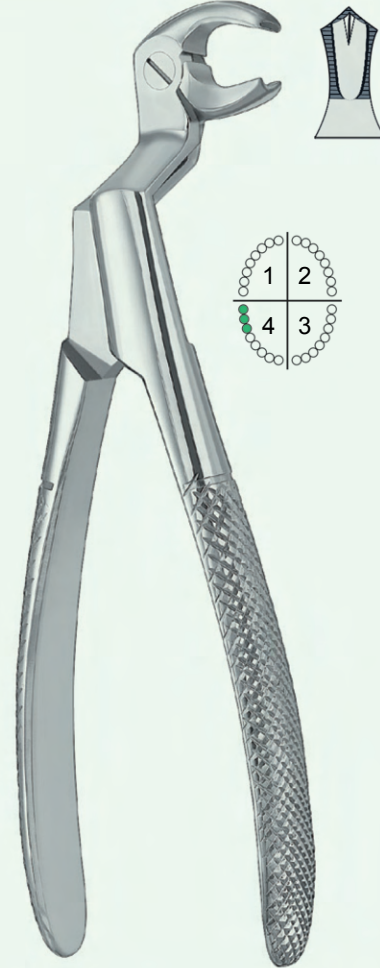


Routurier - Fig. 28L

40-220-28L

40-300-28L

18 cm - 7"



Routurier - Fig. 28R

40-220-28R

40-300-28R

18 cm - 7"




Fig. 51AL

40-220-51AL

17.5 cm - 7"

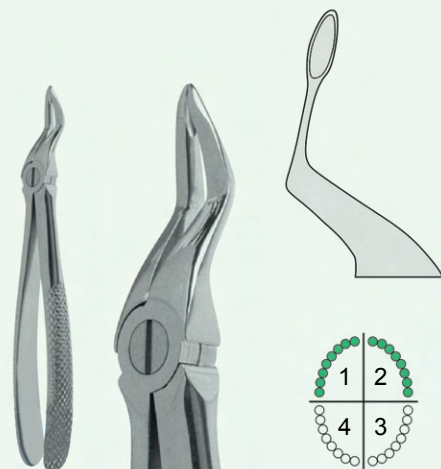


Fig. 51F

40-220-51F

17.5 cm - 7"




Fig. 74N

40-220-74N

14.5 cm - 5¾"



Fig. 74F

40-220-74F

14.5 cm - 5¾"



Fig. 86C

40-300-86C

15 cm - 6"




Fig. 1N

40-300-01N

40-350-01N

16 cm - 6¼"



Fig. 7N

40-300-07N

40-350-07N

16 cm - 6¼"

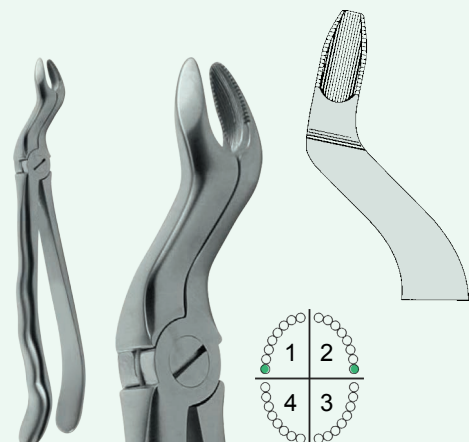


Fig. 67N

40-300-67N

40-350-67N

17 cm - 6¾"



Fig. 13A

40-300-13A

40-350-13A

15 cm - 6"



Fig. 13N

40-300-13N

40-350-13N

15 cm - 6"

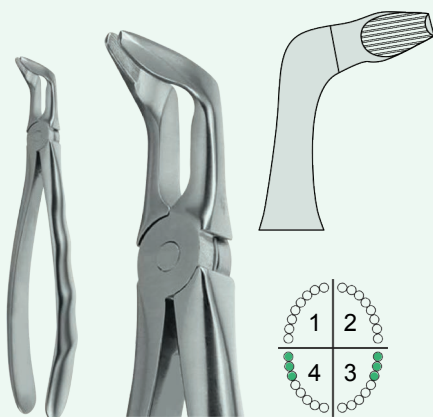


Fig. 79N

40-300-79N

40-350-79N

17 cm - 6¾"

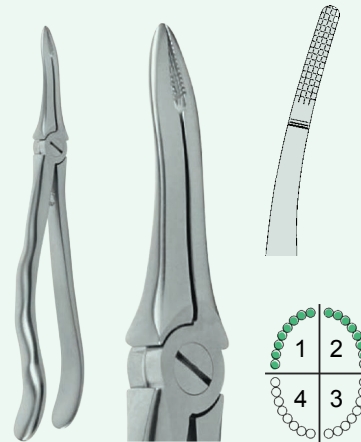


Fig. 49

40-300-49

40-350-49

18 cm - 7"
Very Fine



Fig. 54

40-300-54

40-350-54

18 cm - 7"
Very Fine



Fig. 34A

40-300-34A

40-350-34A

14.5 cm - 5¾"
Very Fine

Root Splinter Forceps
 Wurzelsplinter
 Pinzas para astillas de raices
 Pince à échardes
 Pinza per scheggia di radice

Universal root splinters forceps. S-Shape for upper and lower jaw.

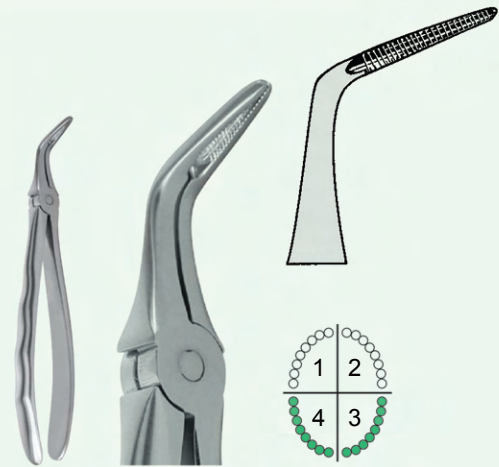


Witzel

40-703-15

40-704-15

15.5 cm - 6"



40-705-18

40-706-18

18 cm - 7"



Fig. 300

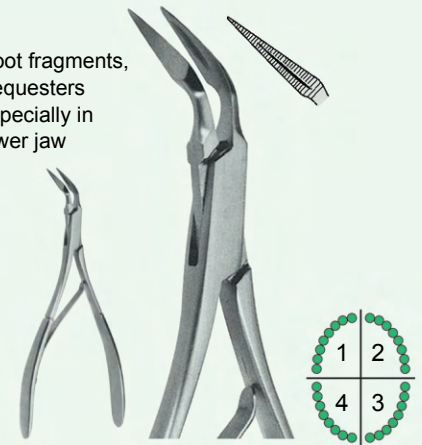
40-707-00



Fig. 301

40-708-00

Root fragments, Sequesters especially in lower jaw

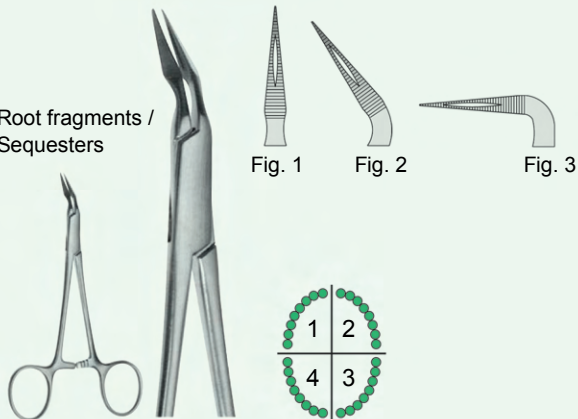


Stieglitz

40-709-12

12 cm - 4³/₄"


Root fragments / Sequesters



Stieglitz

40-710-01	Straight	Fig. 1	14 cm - 5 ¹ / ₂ "
40-710-02	Curved	Fig. 2	13.5 cm - 5 ¹ / ₄ "
40-710-03	Angled	Fig. 3	12.5 cm - 5"

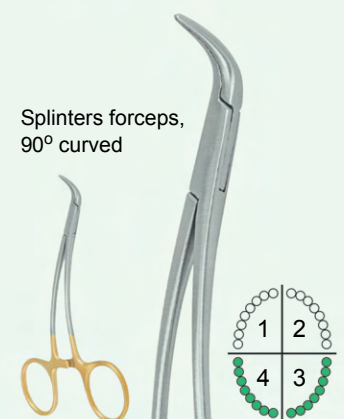
Splinters forceps, La Grange curved



Peet

40-711-11
 11.5 cm - 4¹/₂"
 Diamond Coated

Splinters forceps, 90° curved



Peet

40-712-11
 11.5 cm - 4¹/₂"
 Diamond Coated



40-713-00

Set of 9 pieces

Contents:

- 100 Series Extraction Forcep Fig. 33A
- 100 Series Extraction Forcep Fig. 51A
- 100 Series Extraction Forcep Fig. 67A
- 100 Series Extraction Forcep Fig. 79
- Elevator Flohr Left Fig. 5/6
- Elevator Flohr Right Fig. 7/8
- Elevator Bein 3mm
- Elevator Winter Left
- Elevator Winter Right



40-714-00

Set of 9 pieces

Contents:

- 100 Series Extraction Forcep Fig. 33A
- 100 Series Extraction Forcep Fig. 51A
- 100 Series Extraction Forcep Fig. 67A
- 100 Series Extraction Forcep Fig. 79
- Elevator Flohr Left Fig. 5/6
- Elevator Flohr Right Fig. 7/8
- Elevator Bein 3mm
- Mathieu Needle Holder 14 cm TC
- Mayo Hegar Needle Holder 16 cm TC



40-715-00

Set of 10 pieces (100 Series)

Contents:

- Extraction Forcep Fig. 1
- Extraction Forcep Fig. 7
- Extraction Forcep Fig. 13
- Extraction Forcep Fig. 17
- Extraction Forcep Fig. 18
- Extraction Forcep Fig. 22
- Extraction Forcep Fig. 33A
- Extraction Forcep Fig. 51A
- Extraction Forcep Fig. 67A
- Extraction Forcep Fig. 79



40-716-00

Set of 10 pieces (300 Series)

Contents:

- Extraction Forcep Fig. 1
- Extraction Forcep Fig. 7
- Extraction Forcep Fig. 13
- Extraction Forcep Fig. 17
- Extraction Forcep Fig. 18
- Extraction Forcep Fig. 22
- Extraction Forcep Fig. 33A
- Extraction Forcep Fig. 51A
- Extraction Forcep Fig. 67A
- Extraction Forcep Fig. 79



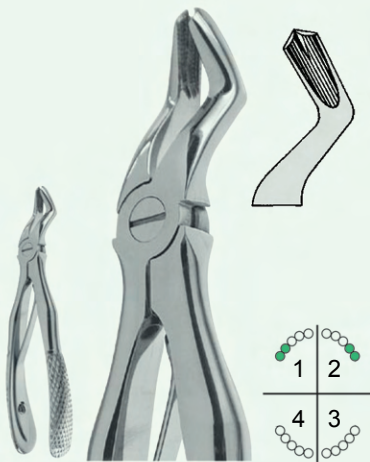
Klein - Fig. 137

40-450-137



Klein - Fig. 139

40-450-139



Klein - Fig. 3

40-450-03

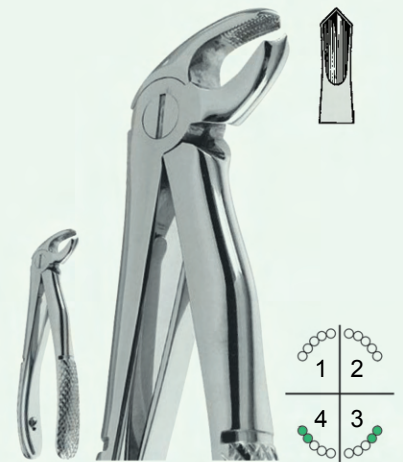
12 cm - 4¾"



Klein - Fig. 5

40-450-05

10 cm - 4"



Klein - Fig. 6

40-450-06

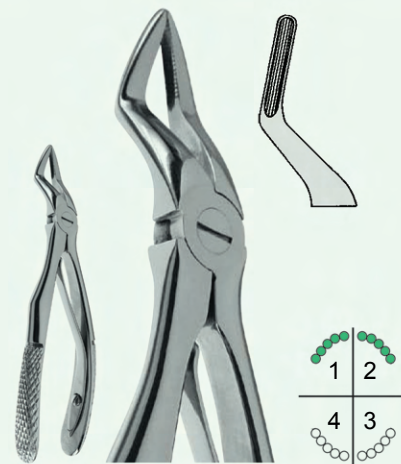
10.5 cm - 4¼"



Klein - Fig. 7

40-450-07

10.5 cm - 4¼"
 Roots



Klein - 51S

40-450-51S

12.5 cm - 5"



Fig. 159K

40-450-159K 
15 cm - 6"

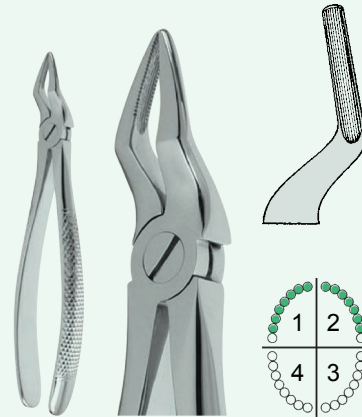


Fig. 51


40-450-51 
16 cm - 6¼"
Roots



Fig. 33


40-450-33 
13 cm - 5"
Roots



Fig. 162


40-450-162 
15 cm - 6"
Roots



Fig. 13

40-450-13 
13 cm - 5"

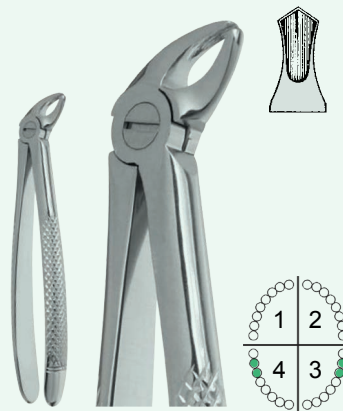


Fig. 38


40-450-38 
14 cm - 5½"



Fig. 22K

40-450-22K 
13 cm - 5"



Fig. 13S

40-450-13S



Fig. 22S

40-450-22S



Fig. 29S

40-450-29S



Fig. 30S

40-450-30S



Fig. 33S

40-450-33S



Fig. 37

40-450-37



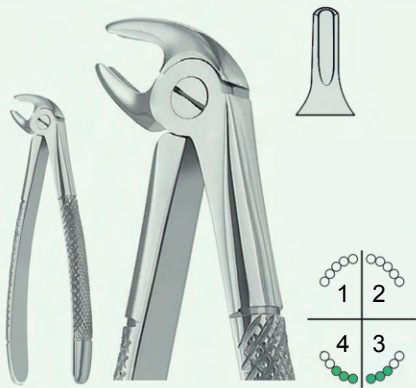


Fig. 38A


40-450-38A 



Fig. 39


40-450-39 



Fig. 39A


40-450-39A 



Fig. 39L

40-450-39L 

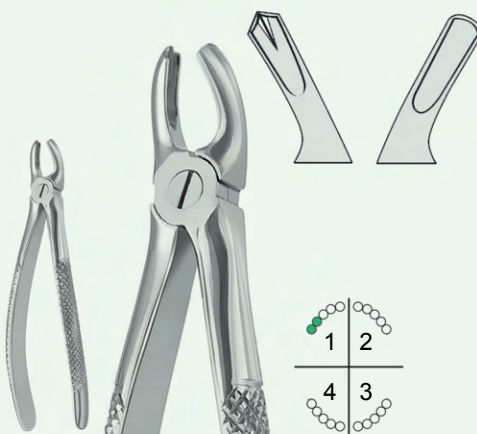


Fig. 39R



40-450-39R 



Fig. 40

40-450-40 

Extraction Forceps For Children, English Pattern
 Extraktionspinzette für Kinder, englisches Muster
 Pinzas de extracción para niños, patrón inglés
 Forceps d'extraction pour les enfants, modèle anglais
 Pinze da estrazione per bambini, modello inglese

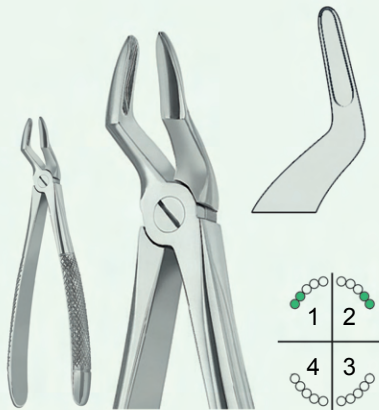




Fig. 51SA

40-450-51SA 



Lawrence - Read - Fig. 76S

40-450-76S 

Extraction Instruments Sets
 Extraktionsinstrumente Sets
 Juegos de instrumentos de extracción
 Ensembles d'instruments d'extraction
 Set di strumenti di estrazione



40-724-00

Set of 10 pieces (450 Series)

Contents:

- Extraction Forcep Fig. 13S
- Extraction Forcep Fig. 22S
- Extraction Forcep Fig. 30S
- Extraction Forcep Fig. 33S
- Extraction Forcep Fig. 37
- Extraction Forcep Fig. 38
- Extraction Forcep Fig. 39
- Extraction Forcep Fig. 39L
- Extraction Forcep Fig. 39R
- Extraction Forcep Fig. 51S



40-725-00

Set of 7 pieces (450 Series)

Contents:

- Extraction Forcep Fig. 3
- Extraction Forcep Fig. 5
- Extraction Forcep Fig. 6
- Extraction Forcep Fig. 7
- Extraction Forcep Fig. 51S
- Extraction Forcep Fig. 137
- Extraction Forcep Fig. 139



Cryer - Fig. 150

40-510-150

12.5 cm - 5"
Roots



Fig. 150A

40-510-150A



Hull

40-510-15

15.5 cm - 6¼"



Fig. 1

40-510-01



Henahan - Fig. 1A

40-510-01A

15.5 cm - 6¼"

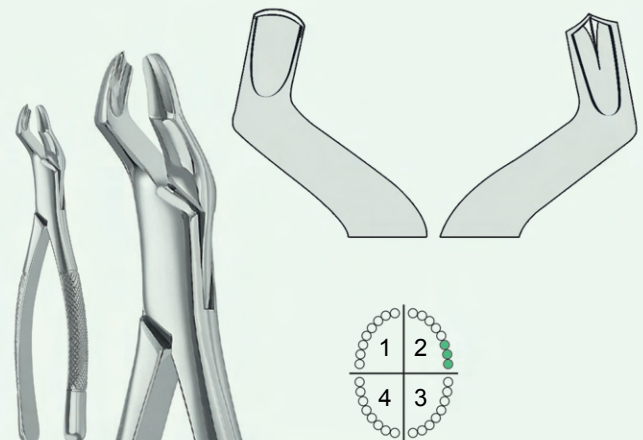


Fig. 53L

40-510-53L

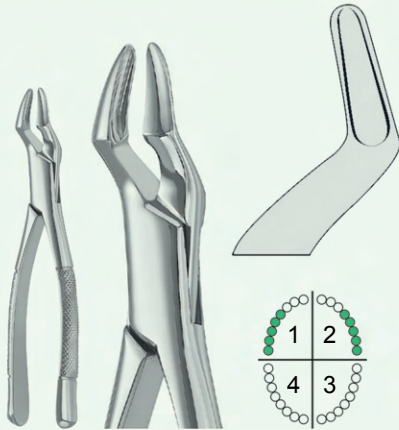


Fig. 32B

40-510-32B

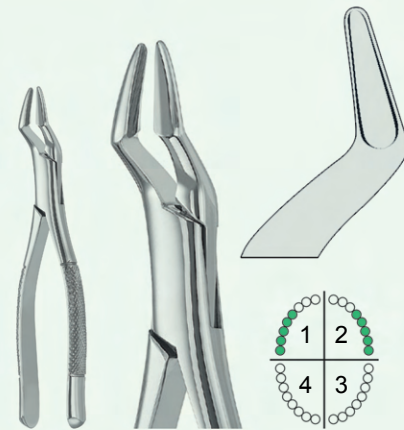


Fig. 32C

40-510-32C

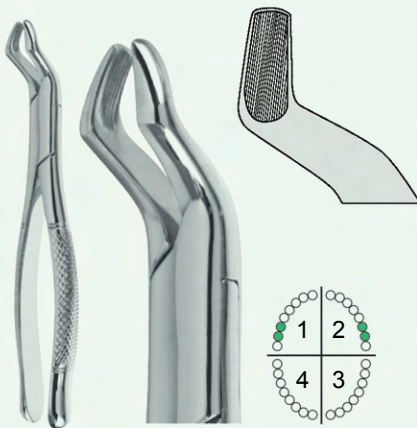
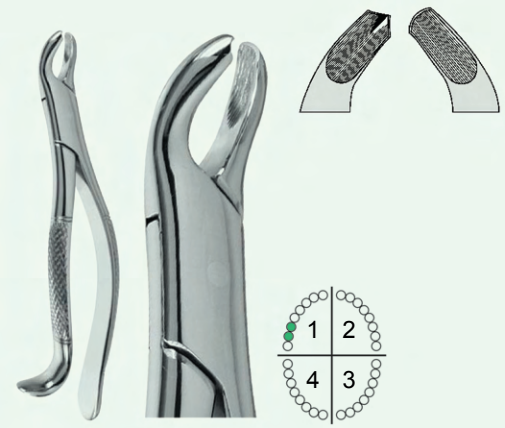


Fig. 10S - Type II

40-510-10S

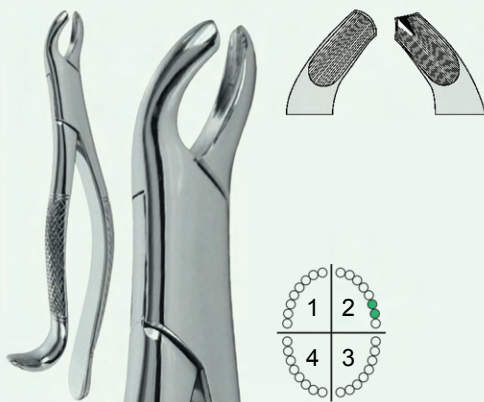
18 cm - 7"



Harris - Fig. 18R

40-510-18R

17 cm - 6¾"



Harris - Fig. 18L

40-510-18L

17 cm - 6¾"



Milwaukee - Fig. 3

40-510-03

17 cm - 6¾"



Wood - Ward - Fig. 3FH

40-510-03FH 




Wood - Ward - Fig. 3FS

40-510-03FS 



Harris - Fig. 15A

40-510-15A 




Harris - Fig. 16

40-510-16 



Fig. 17

40-510-17 



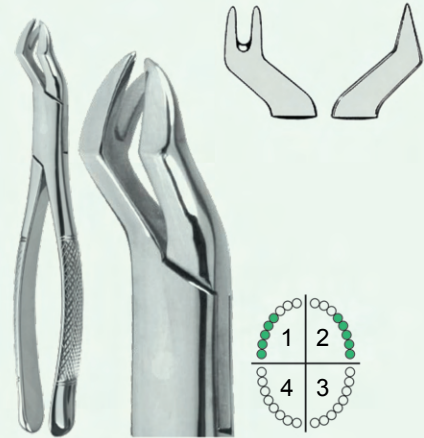
Harris - Fig. 24

40-510-24 



Fig. 53R

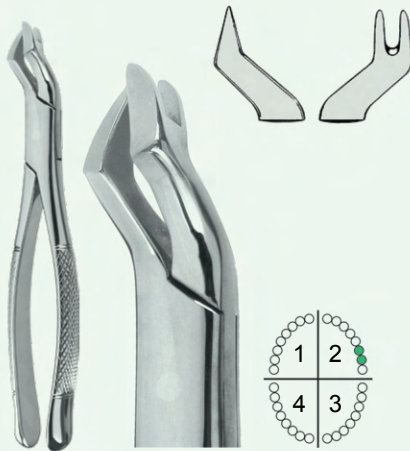
40-510-53R



Nevius - Fig. 88R

40-510-88R

18 cm - 7½"



Nevius - Fig. 53LA

40-510-53LA

18 cm - 7"

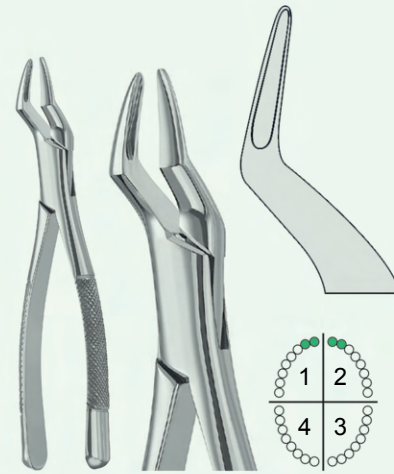


Fig. 65

40-510-65

18 cm - 7"
 Roots



Kellis Fig. 99C

40-510-99C



Fig. 10H

40-510-10H



Fig. 10SA


40-510-10SA 



Fig. 210S

40-510-210S 
18 cm - 7 1/2"



Cryer - Fig. 151

40-510-151 
18 cm - 7 1/2"
Roots - Universal




Cryer Fig. 150X

40-510-150X 




Cryer - Fig. 150AB

40-510-150AB 



Cryer - Fig. 151A

40-510-151A 



Cryer - Fig. 151X

40-510-151X



Cryer - Fig. 151AB

40-510-151AB



Cryer - Fig. 151AS

40-510-151AS



Fig. 201

40-510-201



Fig. 203

40-510-203

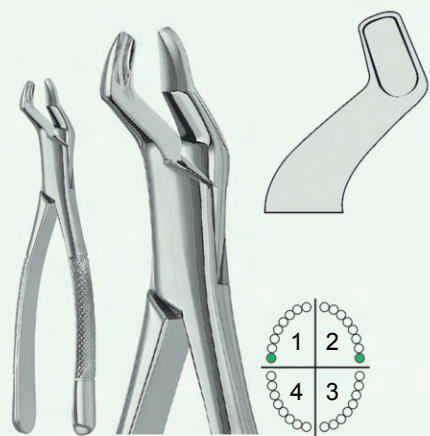


Fig. 210H

40-510-210H



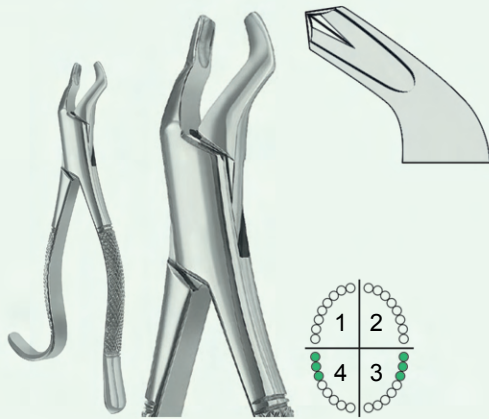


Fig. 217

40-510-217  

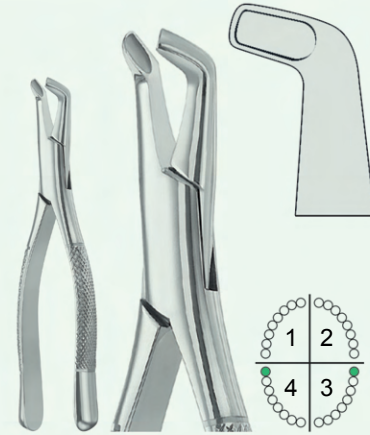


Fig. 222

40-510-222  

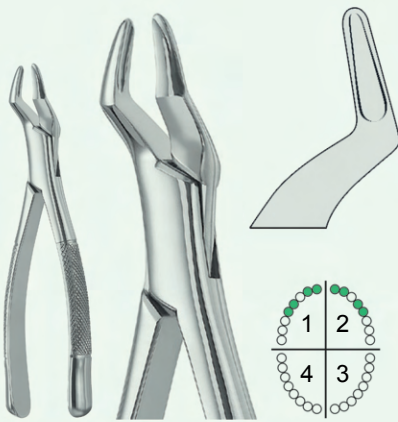




Fig. 286

40-510-286  

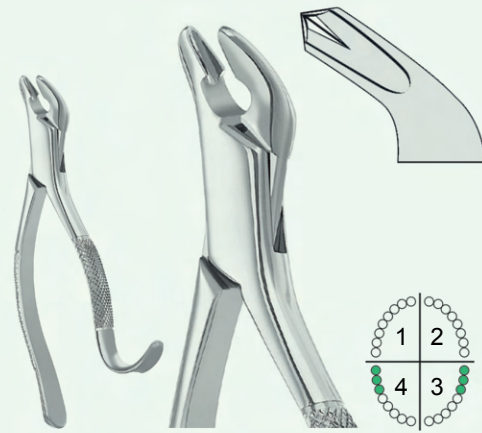


Fig. 287




40-510-287  



Fig. 288

40-510-288  

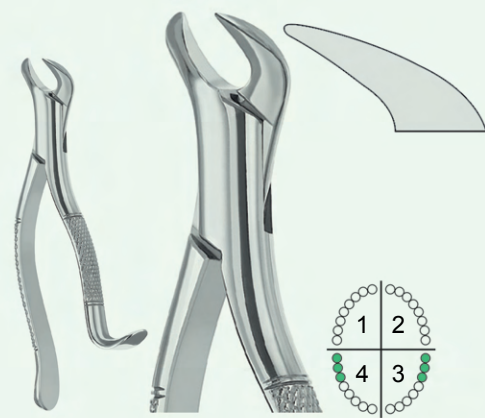




Fig. 16S

40-510-16S  



Tomes - Fig. 69

40-510-69

18 cm - 7"
 Roots - Universal

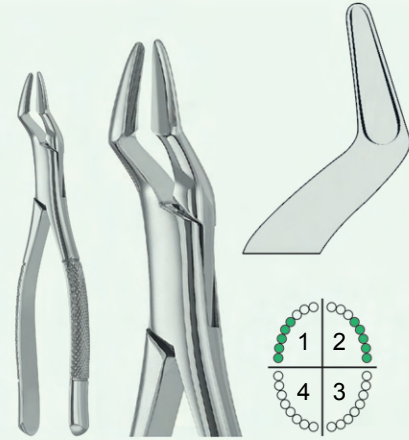


Fig. 32A

40-510-32A



Tomes - Fig. 23

40-510-23

16.5 cm - 6½"



Fig. 22

40-510-22

18 cm - 7"

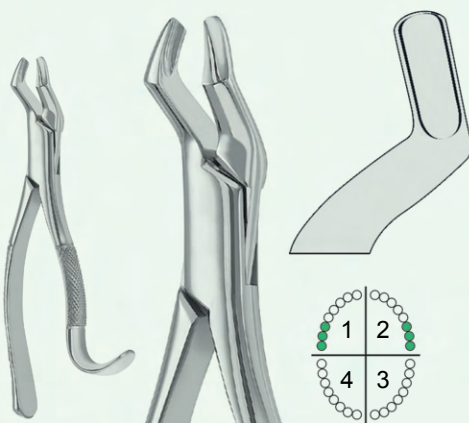


Fig. 10HA

40-510-10HA



Fig. 62

40-510-62



Physik - Fig. 5

40-510-05

17 cm - 6³/₄"



Fig. 6

40-510-06

Splitting forceps



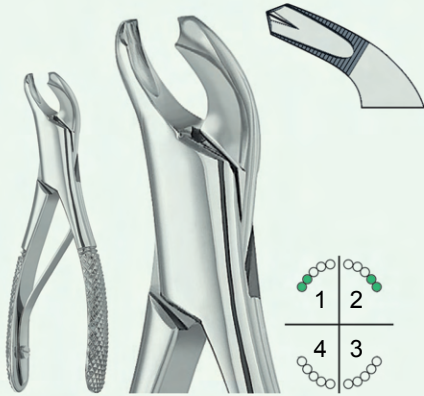


Fig. 17SK

40-510-17SK 



Fig. 23SK

40-510-23SK 



Fig. 150AS

40-510-150AS 



Fig. 150S


40-510-150S 



Fig. 150SK

40-510-150SK 



Fig. 151S

40-510-151S 



Fig. 151SK


40-510-151SK 



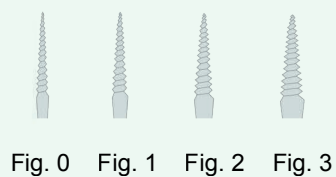
Albrecht
 40-726-16
 16 cm - 6¼"



Albrecht
 40-727-16
 16 cm - 6¼"



Morrison
 40-728-00 Fig. 0
 40-728-01 Fig. 1
 40-728-02 Fig. 2
 40-728-03 Fig. 3





Insert, P1, straight

40-729-01

Ø2.5 mm
 2.5 x 17.8 mm



Insert, P2, straight

40-730-02

Ø2.5 mm
 1.7 x 14 mm



Insert, P3, angular

40-731-03

Ø2.5 mm
 1.7 x 12.5 mm



Insert, P4, mesial/ distal angular

40-732-04


Ø2.5 mm
 1.7 x 12.5 mm



Periotome Handle

40-733-14


14 cm - 5½"



Surgimax

40-734-17


17 cm - 6¾"



Surgimax

40-735-17

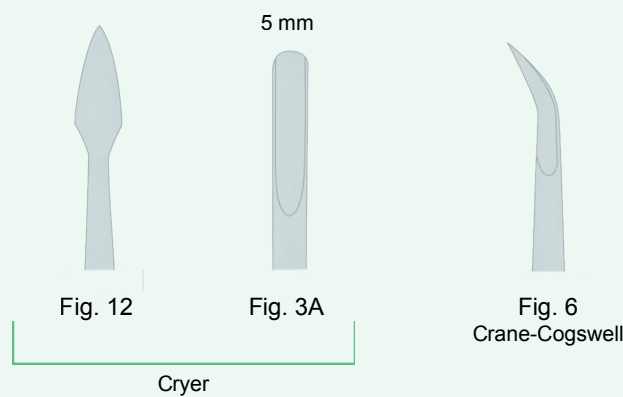
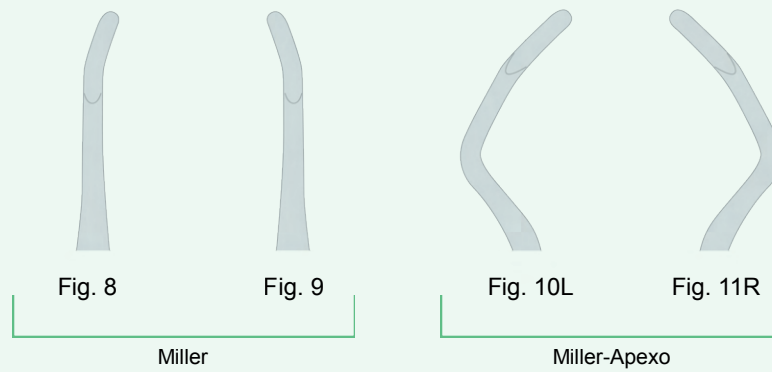
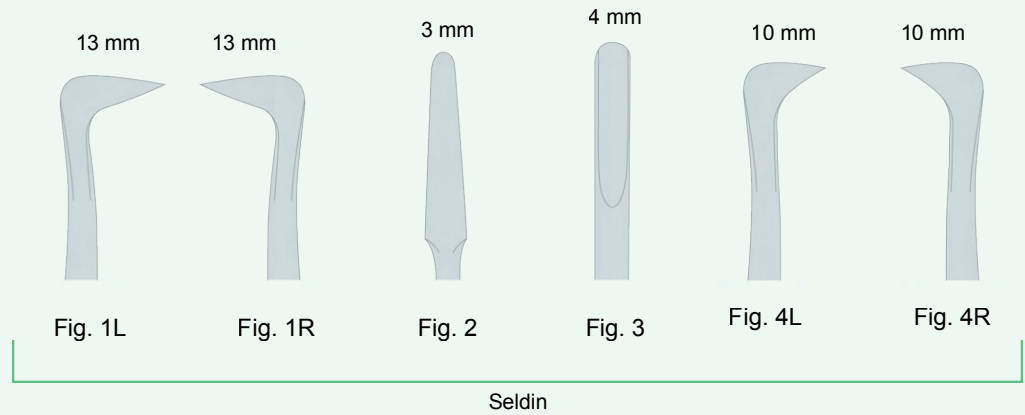
17 cm - 6¾"



Surgimax

40-736-17

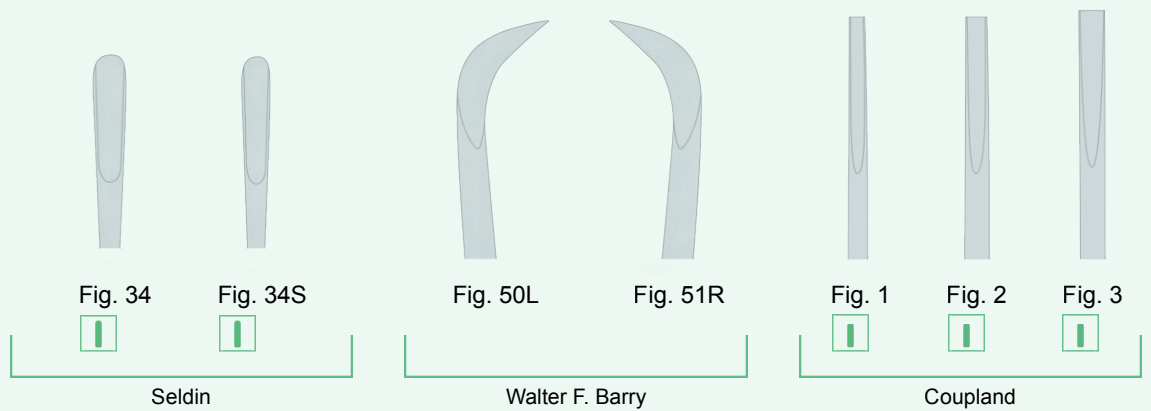
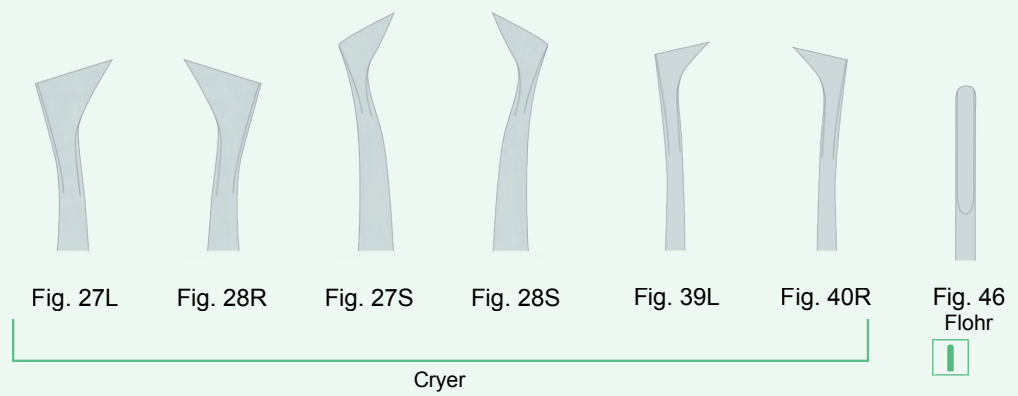
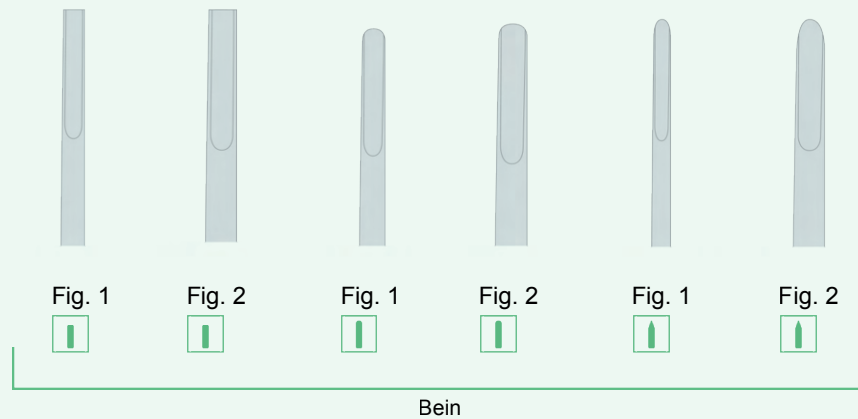
17 cm - 6¾"



Surgimax - Standard Handle

40-737-01	Seldin - Fig. 1L
40-738-01	Seldin - Fig. 1R
40-739-02	Seldin - Fig. 2
40-740-03	Seldin - Fig. 3
40-741-03	Cryer - Fig. 3A
40-742-04	Seldin - Fig. 4L
40-743-04	Seldin - Fig. 4R

40-744-06	Crane-Cogswell - Fig. 6
40-745-08	Miller - Fig. 8
40-746-09	Miller - Fig. 9
40-747-10	Miller-Apexo - Fig. 10L
40-748-11	Miller-Apexo - Fig. 11R
40-749-12	Cryer - Fig. 12



Bein - Standard Handle

40-750-01	Fig. 1	█
40-751-02	Fig. 2	█
40-752-01	Fig. 1	█
40-753-02	Fig. 2	█
40-754-01	Fig. 1	█
40-756-02	Fig. 2	█

40-757-27	Cryer - Fig. 27L	
40-758-28	Cryer - Fig. 28R	
40-759-27	Cryer - Fig. 27S	
40-760-28	Cryer - Fig. 28S	
40-761-34	Seldin - Fig. 34	█
40-762-34	Seldin - Fig. 34S	█

40-763-39	Cryer - Fig. 39L	
40-764-40	Cryer - Fig. 40R	
40-765-46	Flohr - Fig. 46	█
40-766-50	Walter F. Barry - Fig. 50L	
40-767-50	Walter F. Barry - Fig. 51R	
40-768-01	Coupland - Fig. 1	█
40-769-02	Coupland - Fig. 2	█
40-770-03	Coupland - Fig. 3	█

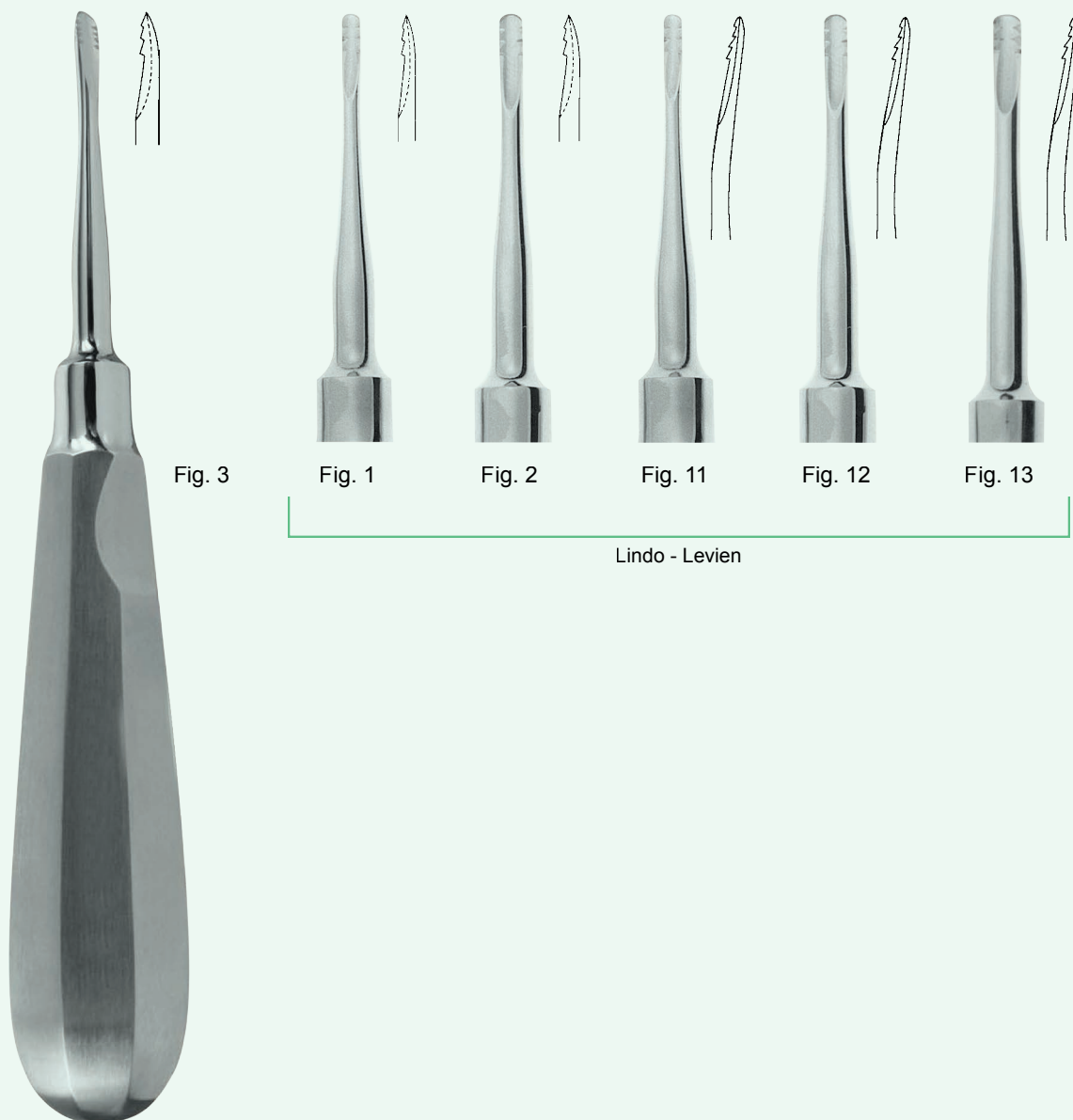


Fig. 3

Fig. 1

Fig. 2

Fig. 11

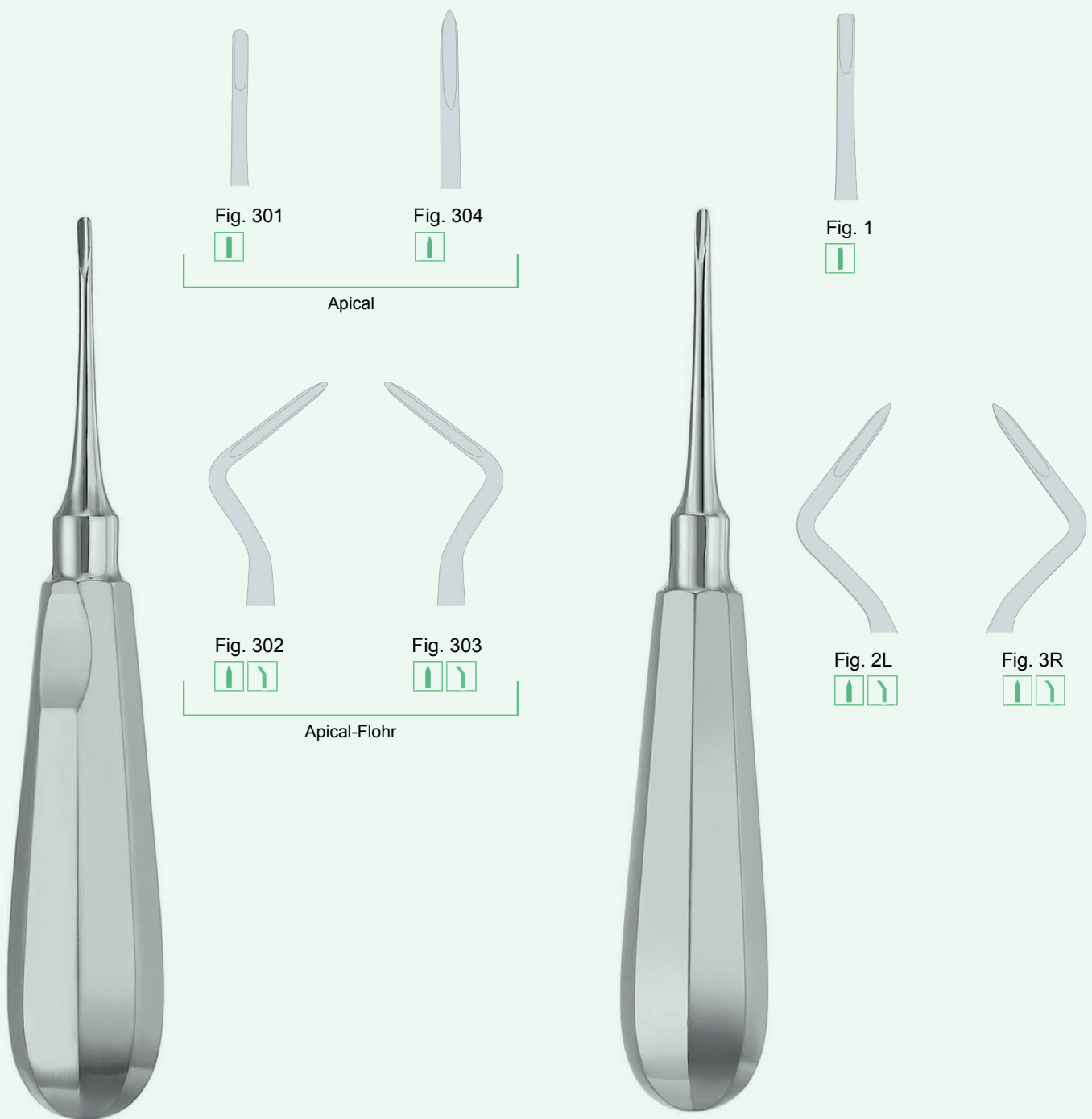
Fig. 12

Fig. 13

Lindo - Levien

Lindo - Levien - Standard Handle

40-771-01	Fig. 1 (3.0 mm)
40-772-02	Fig. 2 (3.5 mm)
40-773-03	Fig. 3 (4.0 mm)
40-774-11	Fig. 11 (3.0 mm)
40-775-12	Fig. 12 (3.5 mm)
40-776-13	Fig. 13 (4.0 mm)

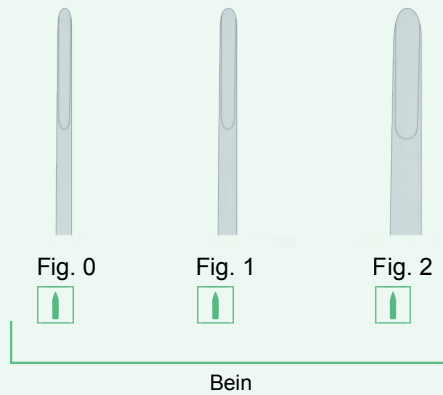
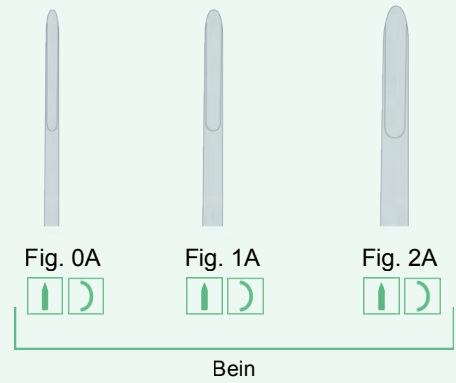
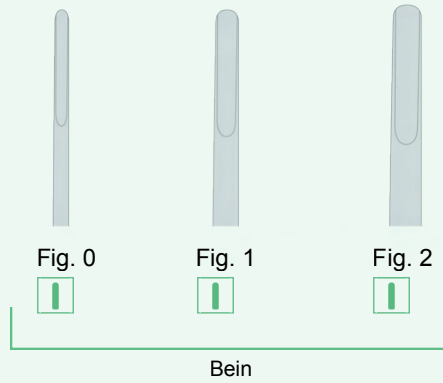
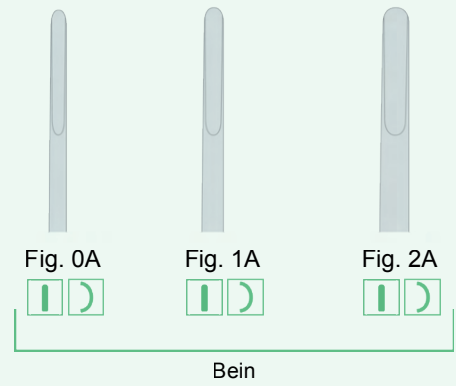
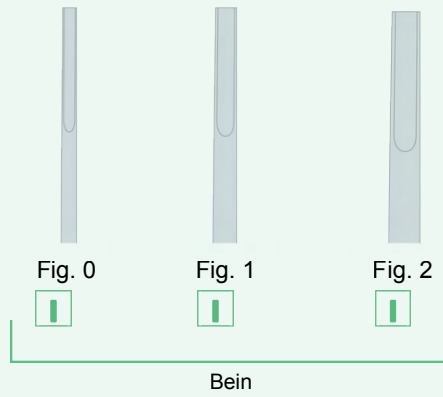


Apical - Standard Handle

40-778-301	Apical - Fig. 301 (3.0 mm)	↑
40-779-302	Apical-Flohr - Fig. 302 (3.5 mm)	↑ ↘
40-780-303	Apical-Flohr - Fig. 303 (3.5 mm)	↑ ↘
40-781-304	Apical - Fig. 304 (3.5 mm)	↑

Friedmann - Standard Handle

40-782-01	Fig. 1 (3.5 mm)	↑
40-783-02	Fig. 2L (3.5 mm)	↑ ↘
40-784-03	Fig. 3R (3.5 mm)	↑ ↘

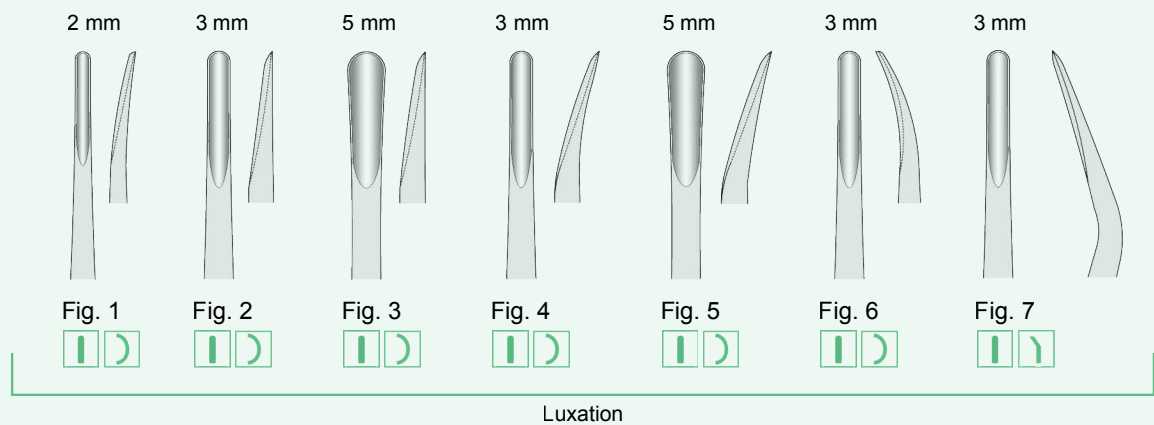
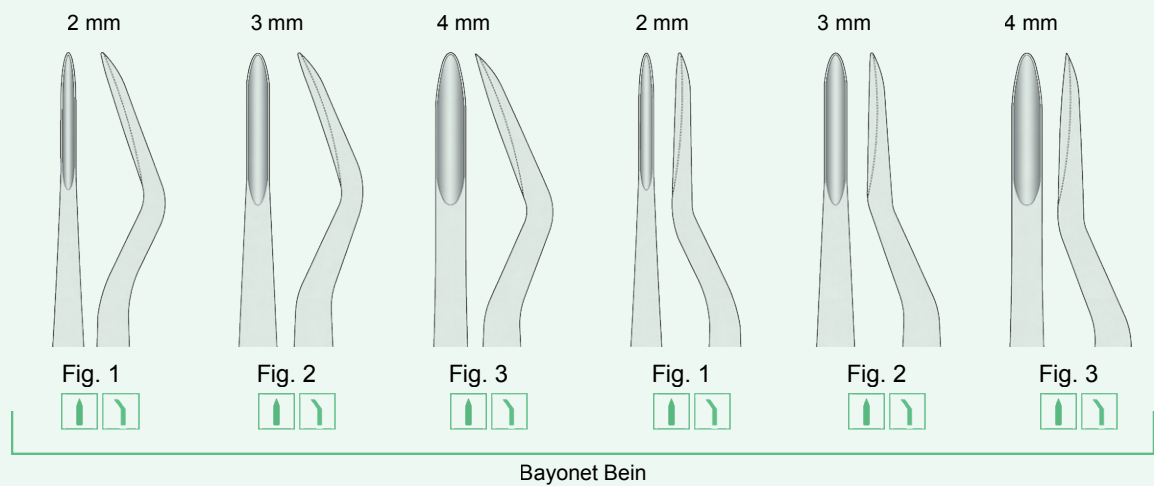
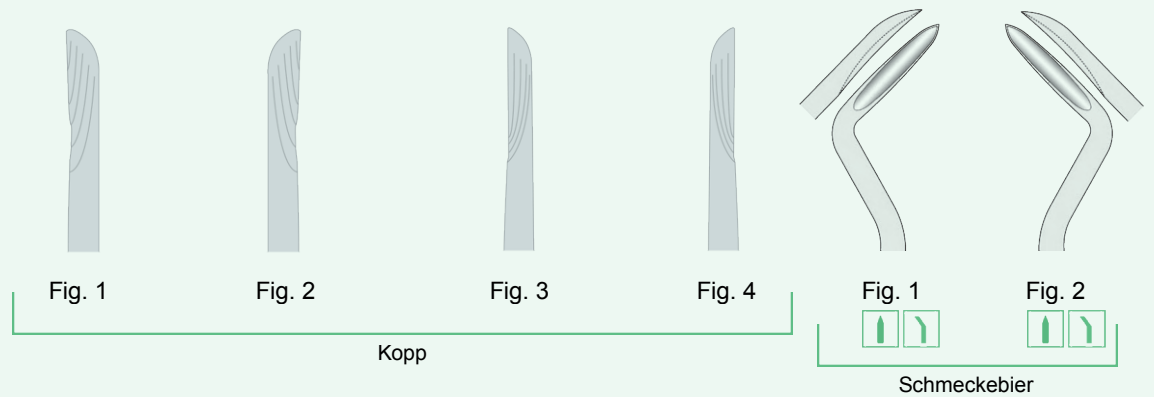


Bein - Stubby Handle

40-785-00	Fig. 0	
40-786-01	Fig. 1	
40-787-02	Fig. 2	
40-788-00	Fig. 0	
40-789-01	Fig. 1	
40-790-02	Fig. 2	
40-791-00	Fig. 0	
40-792-01	Fig. 1	
40-793-02	Fig. 2	

Bein - Stubby Handle

40-794-00	Fig. 0A	
40-795-01	Fig. 1A	
40-796-02	Fig. 2A	
40-797-00	Fig. 0A	
40-798-01	Fig. 1A	
40-799-02	Fig. 2A	



Kopp - Stubby Handle

40-800-01	Fig. 1
40-801-02	Fig. 2
40-802-03	Fig. 3
40-803-04	Fig. 4

Schmeckebein - Stubby Handle

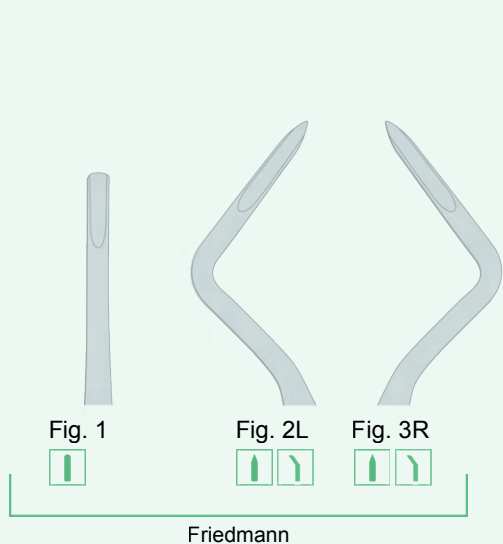
40-804-01	Fig. 1	
40-805-02	Fig. 2	

Bayonet Bein - Stubby Handle

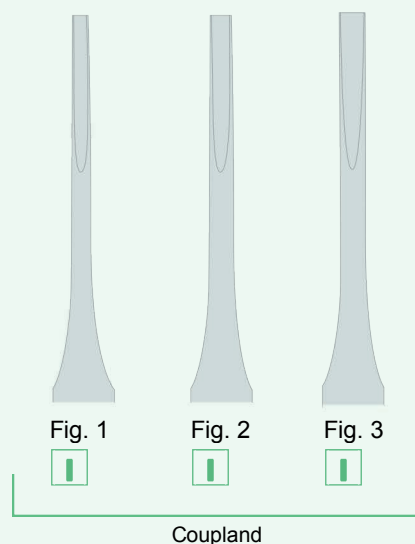
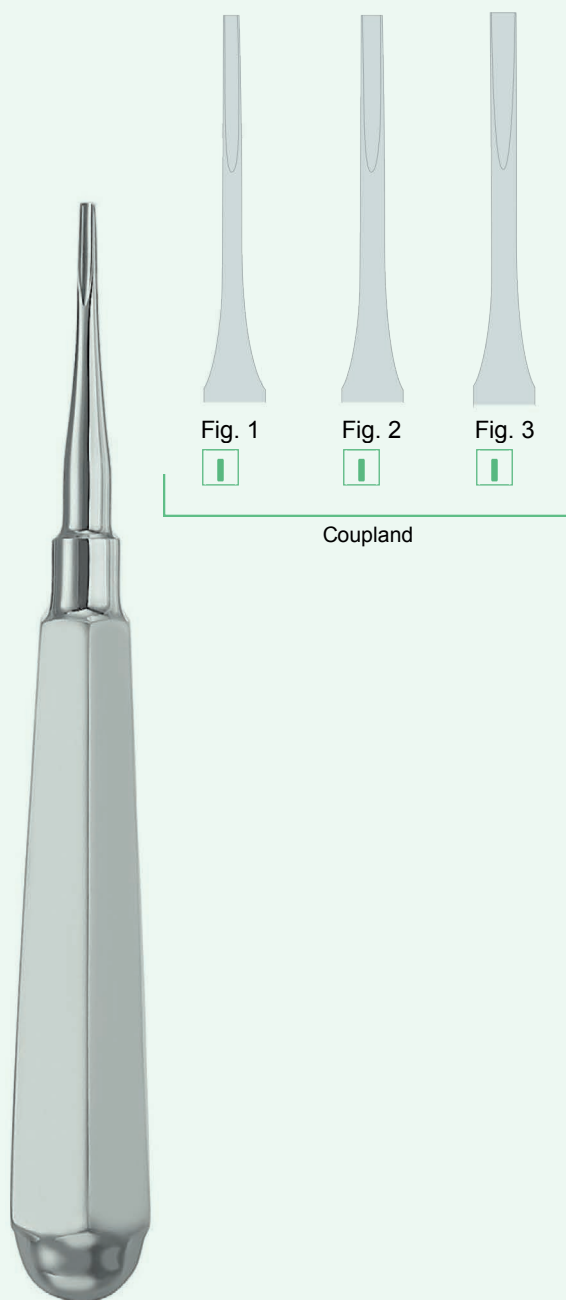
40-806-01	Fig. 1	
40-807-02	Fig. 2	
40-808-03	Fig. 3	
40-809-01	Fig. 1	
40-810-02	Fig. 2	
40-811-03	Fig. 3	

Luxation - Stubby Handle

40-812-01	Fig. 1	
40-813-02	Fig. 2	
40-814-03	Fig. 3	
40-815-04	Fig. 4	
40-816-05	Fig. 5	
40-817-06	Fig. 6	
40-818-07	Fig. 7	



Friedmann



Coupland

Friedmann

40-819-01	Fig. 1 (3.5 mm)	
40-820-02	Fig. 2L (3.5 mm)	
40-821-03	Fig. 3R (3.5 mm)	

Coupland

40-822-01	Fig. 1 (3.0 mm)	
40-823-02	Fig. 2 (3.5 mm)	
40-824-03	Fig. 3 (4.0 mm)	

Ultima



Fig. 1



Fig. 2



Fig. 3



Fig. 4




Fig. 5



Fig. 6



Fig. 7

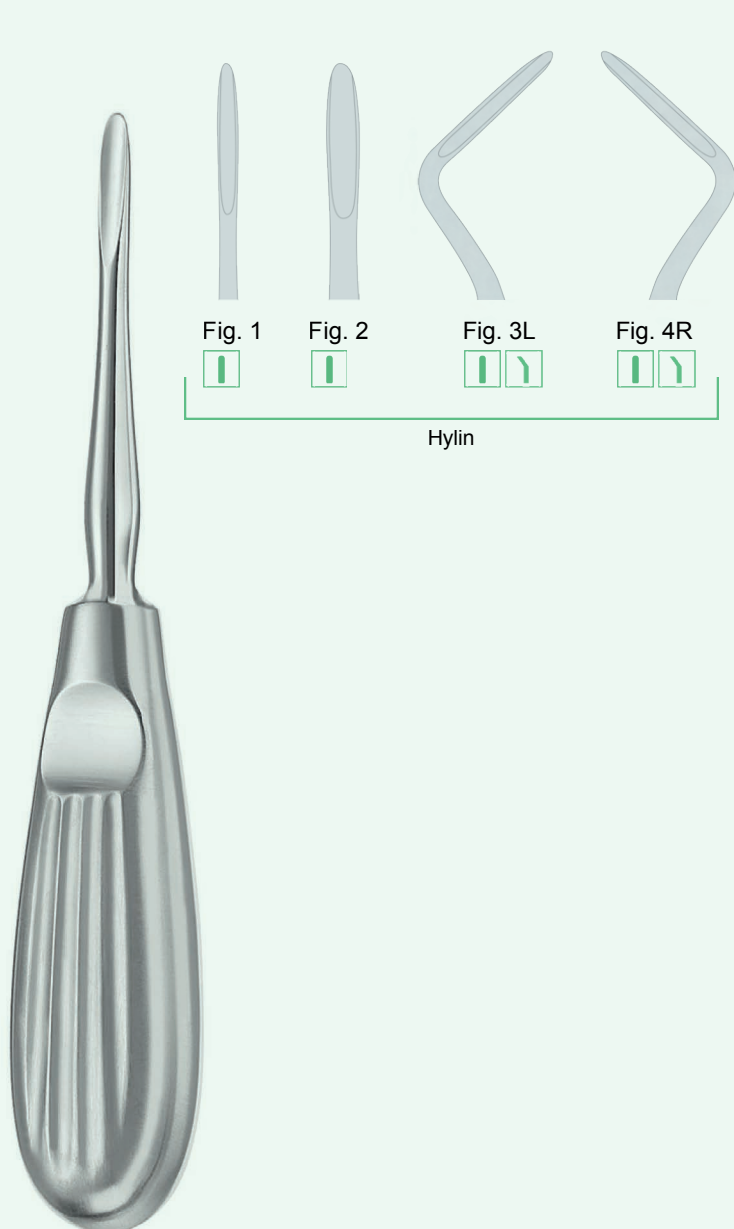


Fig. 8

Surgimax

40-825-01	Fig. 1	
40-826-02	Fig. 2	
40-827-03	Fig. 3	
40-828-04	Fig. 4	

40-829-05	Fig. 5	
40-830-06	Fig. 6	
40-831-07	Fig. 7	
40-832-08	Fig. 8	



Hylin

Hylin

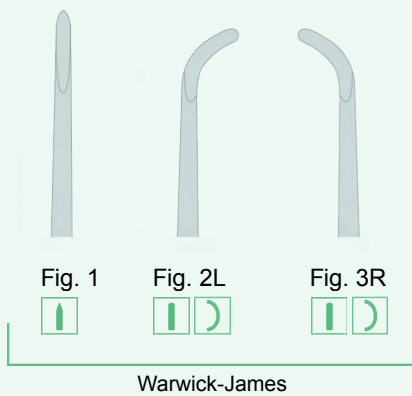
40-833-01	Fig. 1 (3.0 mm)	
40-834-02	Fig. 2 (4.0 mm)	
40-835-03	Fig. 3L (3.5 mm)	
40-836-04	Fig. 4R (3.5 mm)	



Colemann

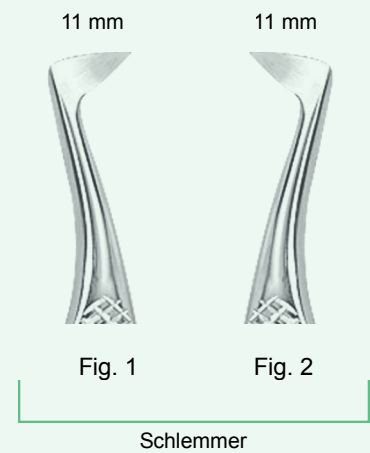
Colemann

40-837-01	Fig. 1 (4.5 mm)
40-838-02	Fig. 2L (12 mm)
40-839-03	Fig. 3R (12 mm)



Warwick-James

40-840-01	Fig. 1 (3.0 mm)	
40-841-2L	Fig. 2L (6.5 mm)	
40-842-3R	Fig. 3R (6.5 mm)	



Schlemmer

40-843-01	Fig. 1
40-844-02	Fig. 2



Loos

40-845-01	Fig. 1L
40-846-02	Fig. 2R



Krallenheber

40-847-01	Fig. 1L (14 mm)
40-848-02	Fig. 2R (14 mm)



Fig. 1



Fig. 2

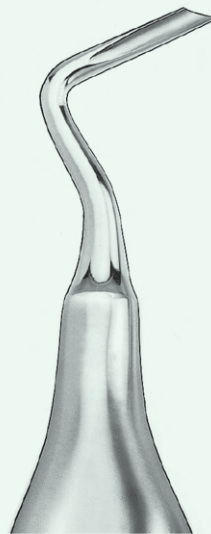


Fig. 3



Fig. 4

Surgimax

40-849-01	Fig. 1
40-850-02	Fig. 2
40-851-03	Fig. 3
40-852-04	Fig. 4



Heidbrink

40-853-01	Fig. 1 (2.5 mm) Smooth	↑
40-854-03	Fig. 3 (2.5 mm) Smooth	↑ ↘
40-855-03	Fig. 3 (2.5 mm) Serrated	↑ ↘
40-856-04	Fig. 4 (2.5 mm) Smooth	↑ ↘
40-857-04	Fig. 4 (2.5 mm) Serrated	↑ ↘

Surgimax

40-858-00

Surgimax

40-859-00

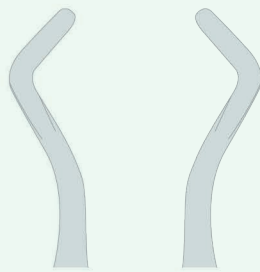


Fig. 1L

Fig. 2R

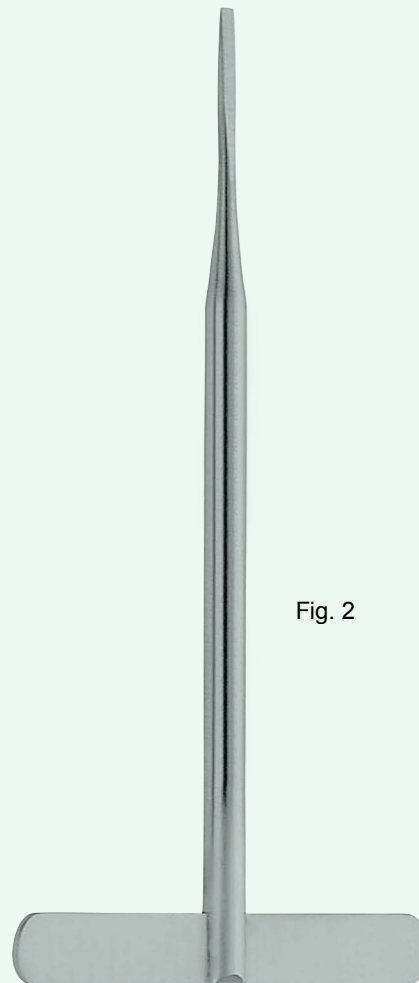


Fig. 2

Fig. 3

Fig. 4

Pott

40-860-01	Fig. 1L (11 mm)
40-861-02	Fig. 2R (11 mm)

Surgimax

40-862-02	Fig. 2 (2.0 mm)
40-863-03	Fig. 3 (3.0 mm)
40-864-04	Fig. 4 (4.0 mm)
13 cm - 5"	



Fig. 2



Fig. 3

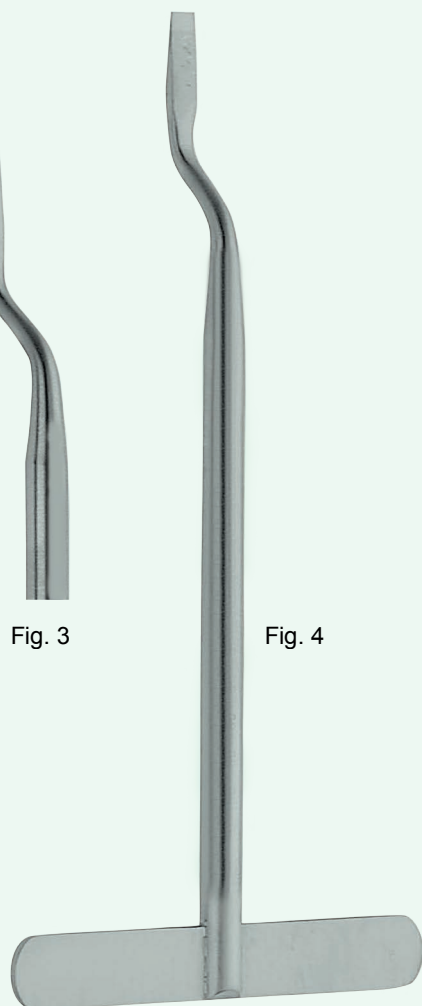
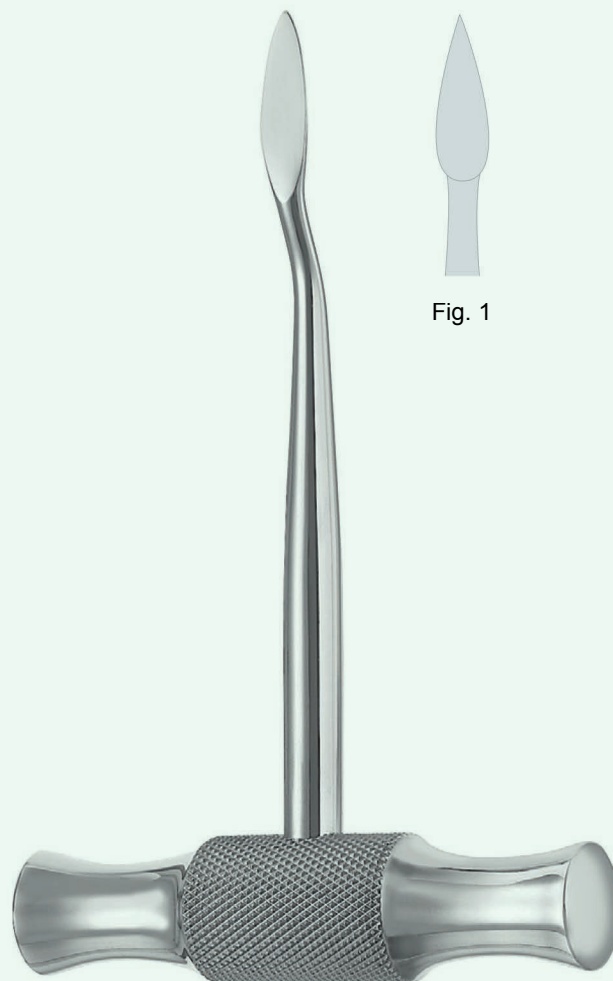


Fig. 4



Fig. 1



Surgimax

40-865-02 Fig. 2 (2.0 mm)

40-866-03 Fig. 3 (3.0 mm)

40-867-04 Fig. 4 (4.0 mm)

13 cm - 5"

Lecluse

40-868-01 Fig. 1 (7 mm)




Fig. 320L Fig. 320R



Fig. 322L Fig. 322R



Fig. 370L Fig. 370R

Walter F. Barry

Walter F. Barry

40-869-320	Fig. 320L (7.5 mm)
40-870-320	Fig. 320R (7.5 mm)
40-871-322	Fig. 322L (10 mm)
40-872-322	Fig. 322R (10 mm)
40-873-370	Fig. 370L (13 mm)
40-874-370	Fig. 370R (13 mm)


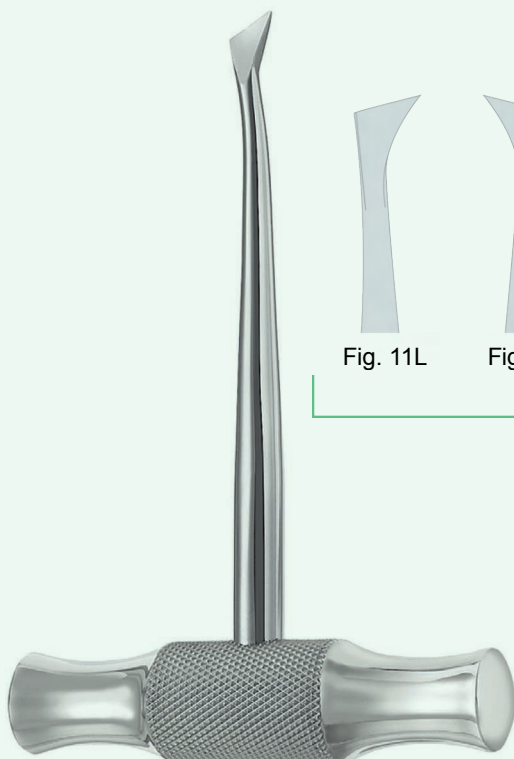


Fig. 11L Fig. 11R




Fig. 13L Fig. 13R

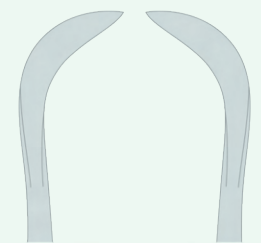
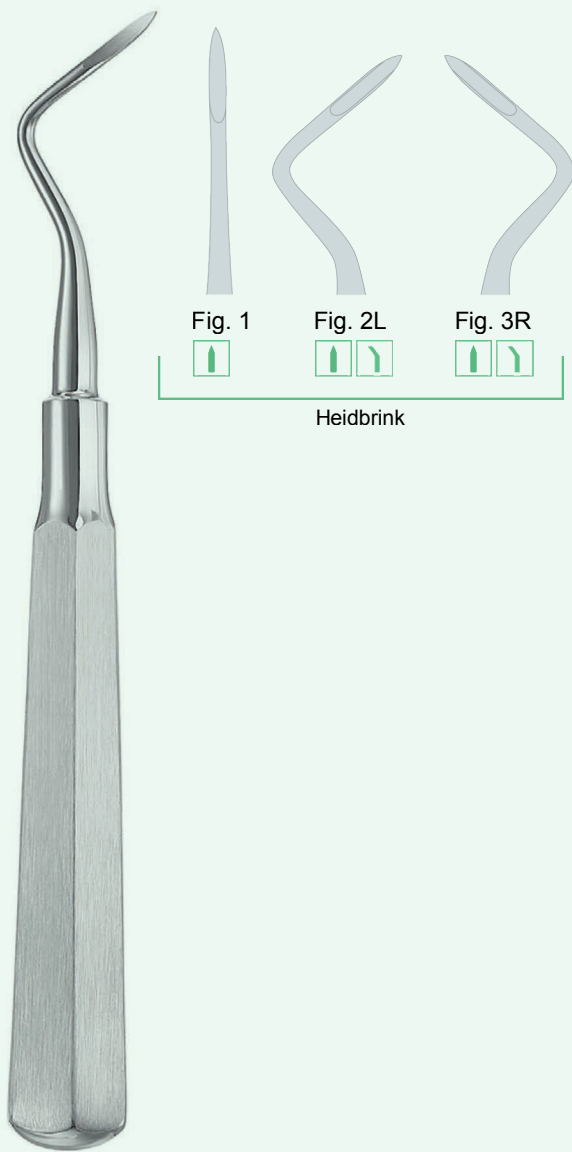


Fig. 14L Fig. 14R

Winter


Winter

40-875-11	Fig. 11L (8 mm)
40-876-11	Fig. 11R (8 mm)
40-877-13	Fig. 13L (12 mm)
40-878-13	Fig. 13R (12 mm)
40-879-14	Fig. 14L (13 mm)
40-880-14	Fig. 14R (13 mm)



Heidbrink

40-881-01	Fig. 1	
40-882-02	Fig. 2L	
40-883-03	Fig. 3R	



West-Apival

40-884-01	Fig. 1
-----------	--------



West-Heidbrink-Apival






40-885-01	Fig. 1
-----------	--------

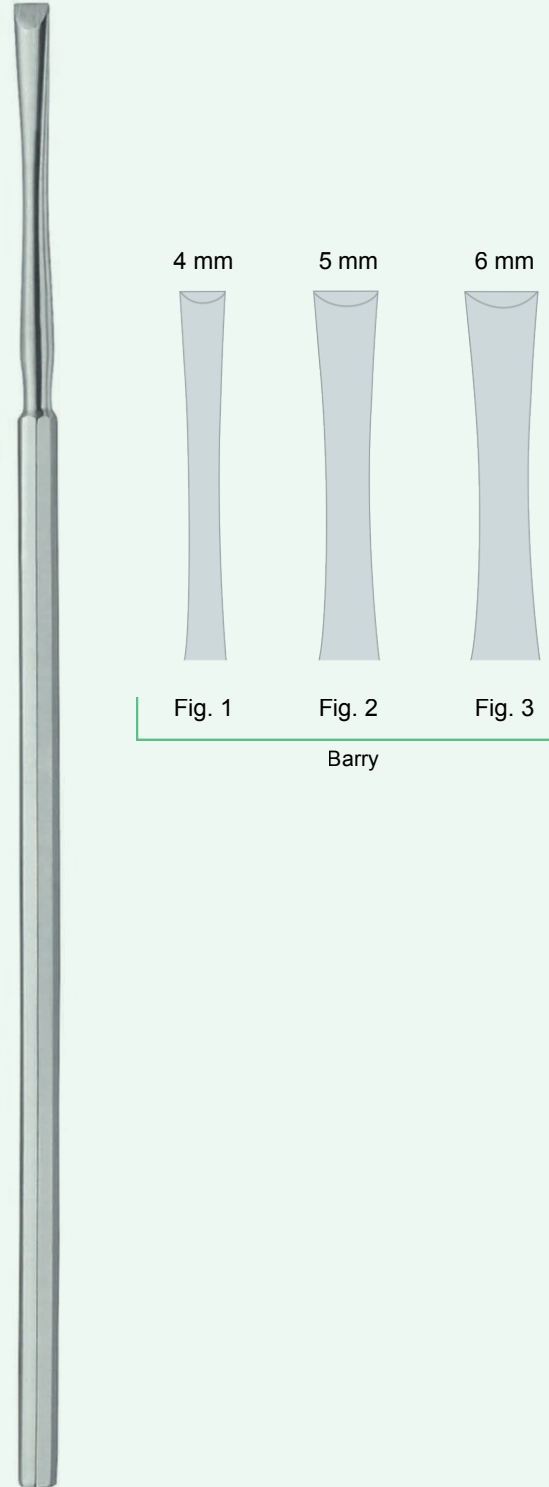


Fig. 1 Fig. 2L Fig. 3R


Winter

Winter

40-886-01	Fig. 1	
40-887-02	Fig. 2L	 
40-888-03	Fig. 3R	 








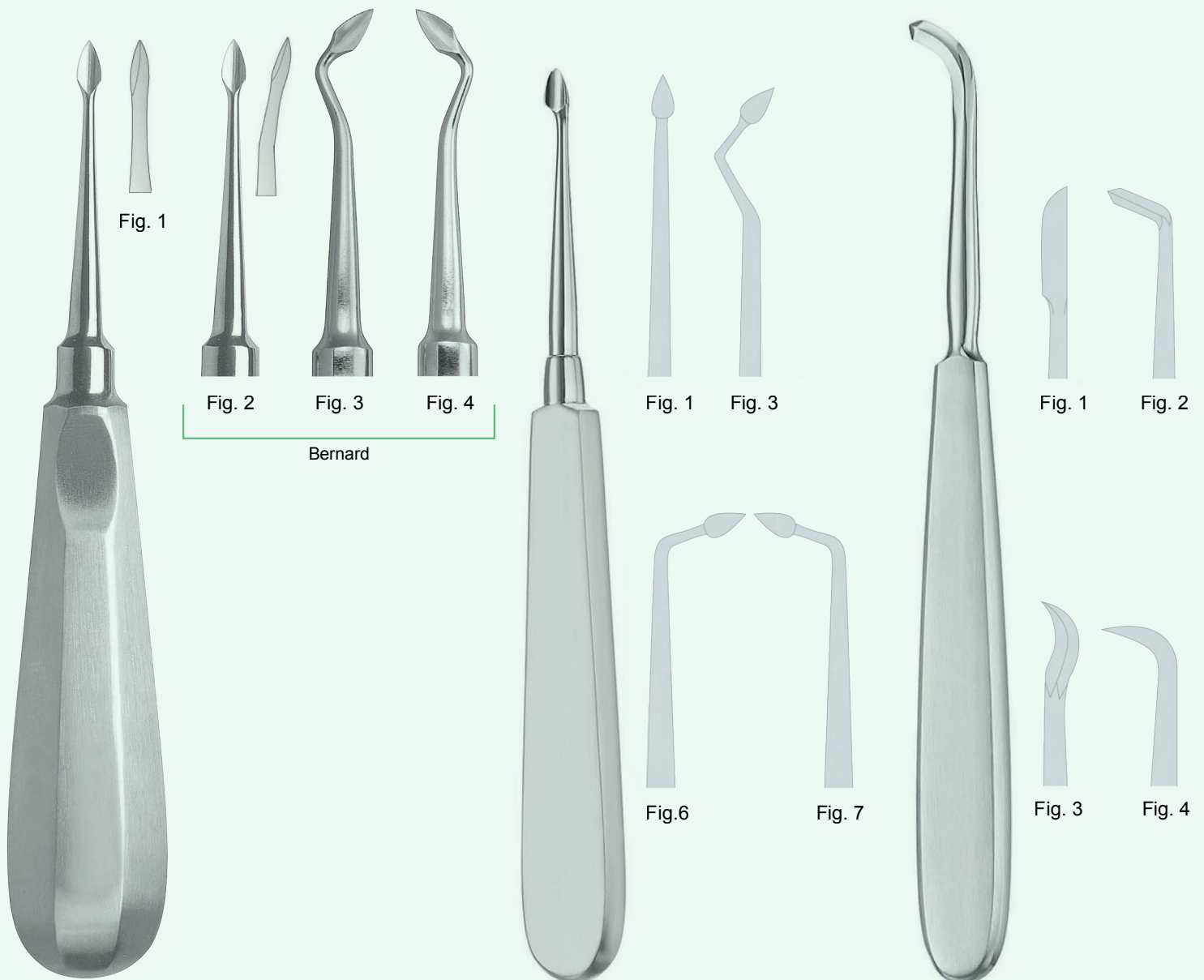
4 mm 5 mm 6 mm

Fig. 1 Fig. 2 Fig. 3

Barry

Barry

40-889-01	Fig. 1	
40-890-02	Fig. 2	 
40-891-03	Fig. 3	 



Bernard

40-892-01	Fig. 1 (4.0 mm)
40-893-02	Fig. 2 (4.0 mm)
40-894-03	Fig. 3 (4.0 mm)
40-895-04	Fig. 4 (4.0 mm)

Bernard

40-896-01	Fig. 1
40-897-02	Fig. 3
40-898-06	Fig. 6
40-899-07	Fig. 7

Chompert

40-900-01	Fig. 1
40-901-02	Fig. 2
40-902-03	Fig. 3
40-903-04	Fig. 4

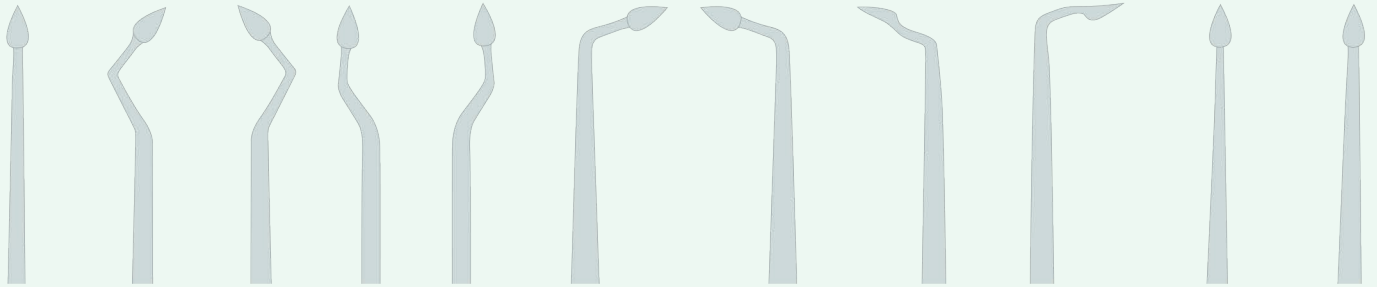


Fig. 1 Fig. 2L Fig. 3R Fig. 4L Fig. 5R Fig. 6L Fig. 7R Fig. 8 Fig. 9 Fig. 10 Fig. 11


40-904-01	Fig. 1	40-910-07	Fig. 7R
40-905-02	Fig. 2L	40-911-08	Fig. 8
40-906-03	Fig. 3R	40-912-09	Fig. 9
40-907-04	Fig. 4L	40-913-10	Fig. 10
40-908-05	Fig. 5R	40-914-11	Fig. 11
40-909-06	Fig. 6L		



Bernard
 40-915-00



Bernard
 40-916-00



Bernard
 40-917-00 Set
 40-918-00 Box only



Water syringe
40-919-00
Metal, self filling



40-920-00
Luer lock tip



40-921-00
Air blower